



PWC ELECTORAL BOARD MEETING

May 7, 2026



CALL TO ORDER/ PLEDGE



APPROVAL OF MINUTES



APPROVAL OF MINUTES

- April 10, 2026, Minutes
- Post-April Special Minutes (4/22-4/25/26)





BOARD MEMBER REPORTS



DIRECTOR'S REPORT

ELECTION REVIEW: 2026 APRIL SPECIAL



OVERVIEW

- Redistricting Constitutional Amendment
- Statewide
- High turnout for a Special




TURNOUT



PRINCE WILLIAM COUNTY

VOTER TURNOUT



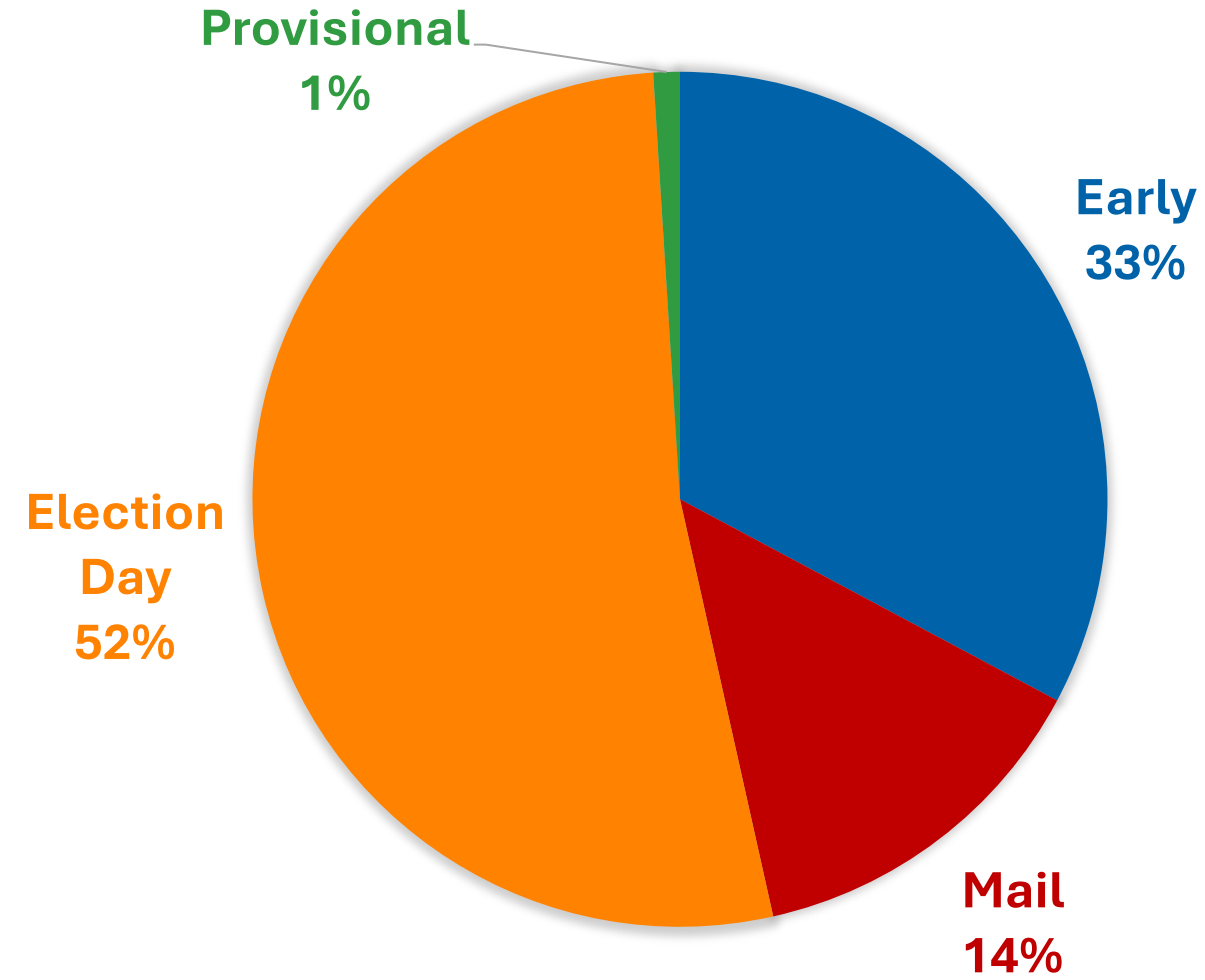
Ballots Cast	146,628
Registered Voters	332,956



VA Turnout: 48%



TURNOUT



EARLY VOTING



EARLY VOTING

Equipment Deployed

- 27 pollbooks
- 16 ballot scanners
- 6 ADA machines

- 2 scanner failures and 1 ADA
 - Main Office
 - DMV





EARLY VOTING

Workforce

- 62 Total Election Officers
 - Democrat – 31
 - Republican – 29
 - No Party – 2





EARLY VOTING

Total Voters by Site

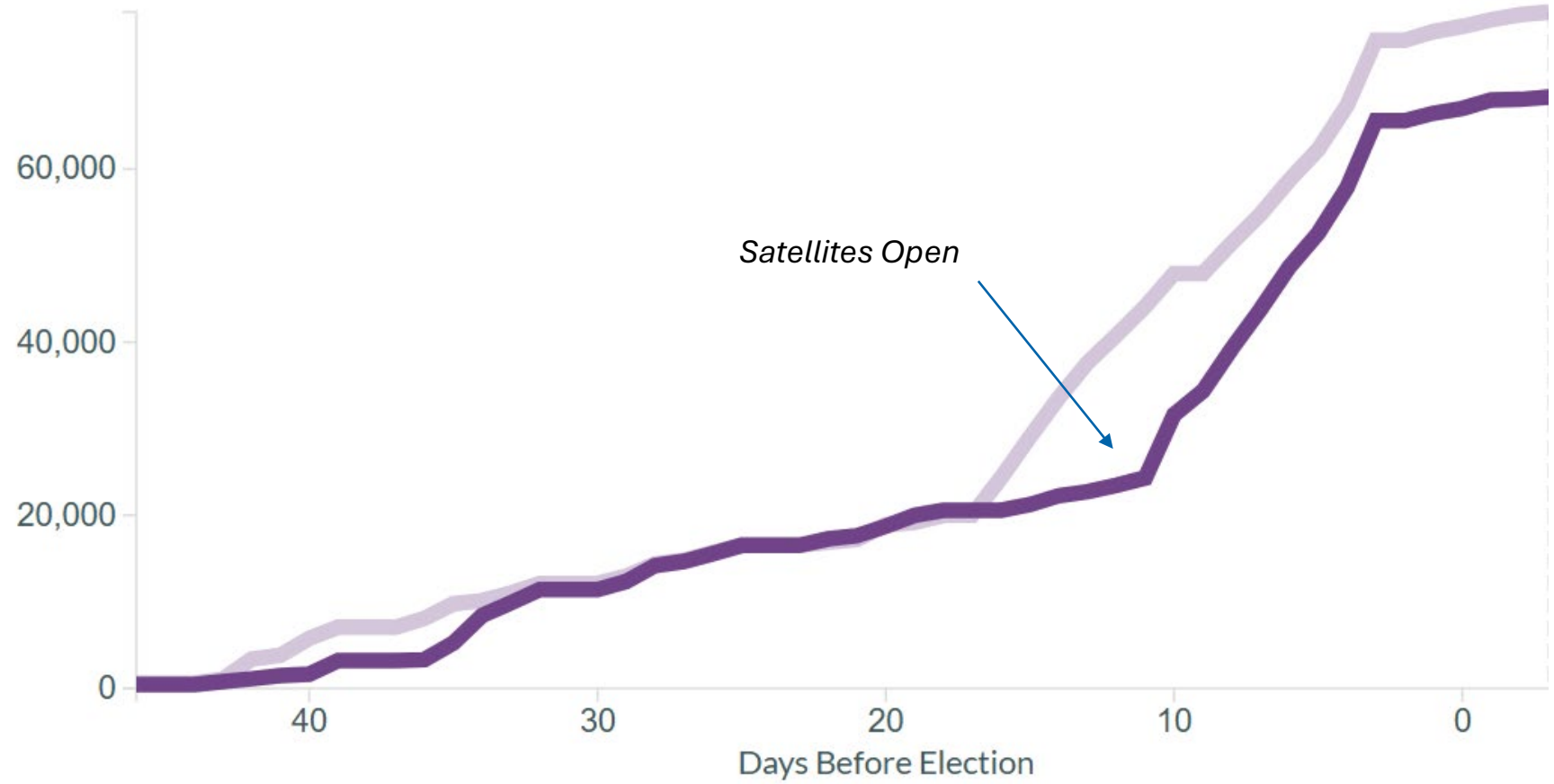
<u>Main Office</u>	12,985
DMV	12,325
Haymarket	11,226
Ferlazzo	4,981
Dumfries	3,886
<u>Brentsville</u>	<u>2,692</u>
Total:	48,095



EARLY VOTING

Early & Mail Voting 2025 vs. 2026

2026 April 21 Special
2025 November General





EARLY VOTING

Voters by week

Week	Voters	%
Week 1	1,936	4.0%
Week 2	1,618	3.4%
Week 3	1,633	3.4%
Week 4	1,945	4.0%
Week 5	1,979	4.1%
Week 6	38,984	81.1%

All Sites Open



MAIL VOTING



MAIL VOTING

April 2026 Special Election

- Voters who Receive a Mail Ballot: 72% voted
- Voters not Signed up for Mail Voting: 41% voted

Roughly 25,000 PWC voters signed up to receive a mail ballot every election (7-8% of the county)





MAIL VOTING

Participation

- 28,234 applications (includes PAB)
- 20,151 mail ballots cast
- 72.4% turnout rate
- Significant increase in early ballots returned
 - 10,000+ ballots returned in first 3 weeks
- Excellent work by the mail voting team






MAIL VOTING

Curing

771 mail ballots needing cure

- 578 cured, 193 not cured
- 75.1% cure rate





MAIL VOTING

Ballot Curing – PWC General Elections and April Special

	2022	2023	2024	2025	2026
Need Cure	3.9%	4.1%	2.9%	4.5%	3.77%
Cure Rate	53%	62%	64%	76%	75.10%





MAIL VOTING

Reasons for Ballots Needing Cure

Reason Cure Needed*	# of Voters	Percent
SSN4 missing/incorrect	223	27.5%
No voter signature	210	25.9% ↓
YOB missing/incorrect	149	18.4%
Address wrong/missing/incomplete	100	12.4%
Blank Required Information	56	6.9% ↓
Other	55	8.9%
<i>*Some ballots contain multiple issues</i>		





MAIL VOTING

County Comparison – 2026 April Special

	Need Cure	Cure Rate	Rejected Ballots
PWC	3.77%	75.1%	0.94%
Loudoun	6.5%	64.3%	2.46%





BALLOT TRAX

Allows voters to track their mail ballot with real-time text message updates

- ~24,000+ permanent mail voters
- ~19,000+ Ballot Trax users
- Over 70%+ of mail voters receive online updates

More than 10,000 sign ups in the last 6 months





BALLOT CURING

New Envelope Form

- '25 November General = 4.5% need cure
- '26 April Special = 3.77% need cure





BALLOT CURING

Top Issues Requiring Cure

- No signature
- No/wrong SSN
- No year of birth

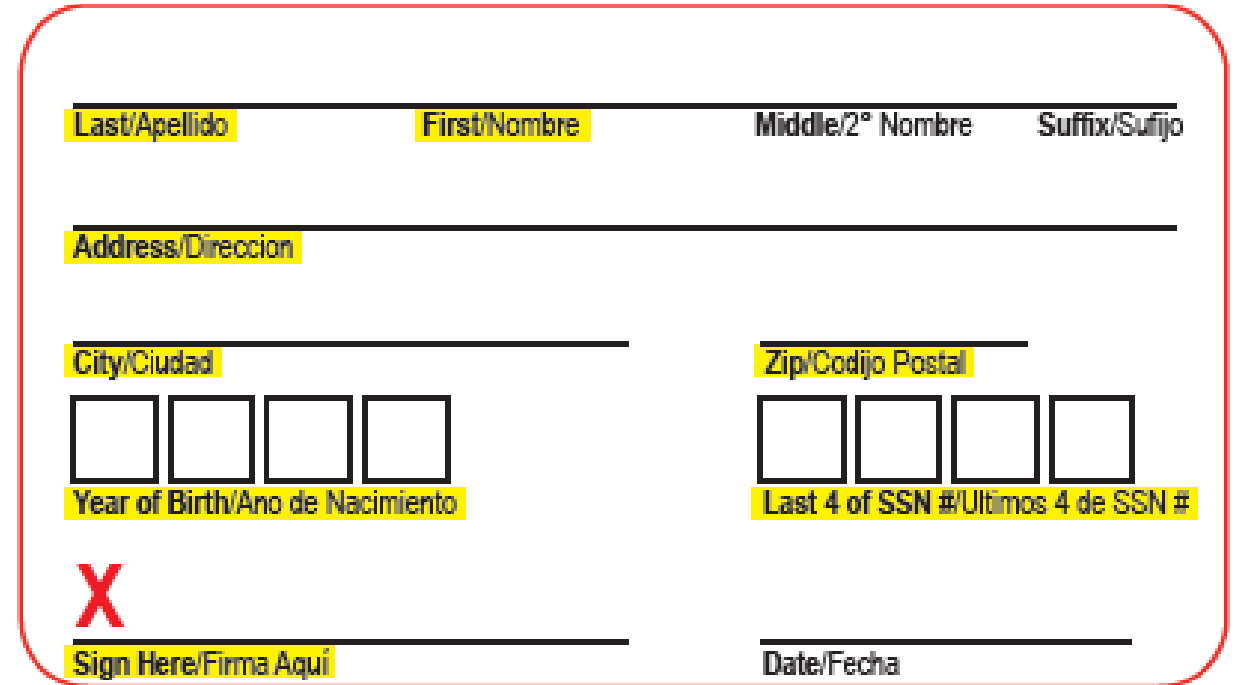


Diagram illustrating ballot fields and errors:

- Fields: Last/Apellido, First/Nombre, Middle/2° Nombre, Suffix/Sufijo
- Field: Address/Direccion
- Fields: City/Ciudad, Zip/Codijo Postal
- Fields: Year of Birth/Año de Nacimiento (represented by four boxes), Last 4 of SSN #/Últimos 4 de SSN # (represented by four boxes)
- Field: Sign Here/Firma Aquí (marked with a red X)
- Field: Date/Fecha





ISSUES/CHALLENGES

- Voter Education and Understanding
- Postal Delivery and Tracking Issues
- Ballot Envelope Errors and Cure Workload
- High Volume During Compressed Timelines
- Public Confidence and Transparency
- Ballot Barcode Scan Error (0.5% effected)



ELECTION DAY



ELECTION DAY

Equipment Deployed

- 309 pollbooks
- 113 ballot scanners
 - 10 spares
- 103 ADA machines

No scanner or pollbook failures Election Day





ELECTION DAY

Ballots Deployed

Reg Ballots	144,500
Reg Ballots Issued	77,029 (53%)
Prov Ballots	10,300
Prov Ballots Issued	1,364 (13%)





ELECTION DAY

Call Log

Chief HQ (Officer Support):	247
Main Office (Election Day):	383
Main Office (Early Voting):	1,342
Total:	1,935

Concerns/Complaints: 16 (0.8%)





ELECTION DAY

Chief HQ

- Only 27 calls logged in first hour (5-6 am)
- Extremely low – 2nd election in a row
- Only 8 calls to support pollbooks before opening of polling places at 6:00 am
- 2 Facility issues (409, 706), still opened on time





ELECTION DAY

***Voter
Arrival
Rate by
Hour on
Election
Day,
PWC***

Time	Voters	%
0600	3,232	4.2%
0700	4,241	5.5%
0800	4,815	6.3%
0900	4,940	6.4%
1000	5,179	6.7%
1100	5,441	7.1%
1200	5,598	7.3%
1300	5,445	7.1%
1400	5,574	7.2%
1500	6,466	8.4%
1600	8,155	10.6%
1700	9,293	12.1%
1800	8,613	11.2%

Election Day voting surged from 3:00 pm – 6:00pm, consistent otherwise





ELECTION DAY

Voter Credit vs. Ballots Cast

Election Day = 37 less check ins (0.04%)

Early Voting = 1 more check in (0.002%)

- Indicates highly accurate work by officers



STAFFING & TRAINING



ELECTION OFFICERS

Staffing Notes

- Maintain parity compliance across all voting operations
- Leadership parity compliance
- 54% of EOs were available





ELECTION OFFICERS

Goal = 621 Election Day Precinct Officers

	Final Draft	Election Day
Democrat	300	301
Republican	274	256
Non-Party	<u>137</u>	<u>115</u>
Total	711	672





ELECTION OFFICERS

Other Staffing Notes

- Election Day Attendance 99.3%
- 366 Reserves
 - D – 268
 - R – 3
 - NP – 95
- 105 Cancellations





ELECTION OFFICERS

Training Overview

- 18 Days
- 6 Diff Trainings
- 26 Total Sessions
- Training spaces
 - Old Manassas Courthouse, McCoart, and Virtual



PROVISIONAL BALLOTS UPDATE



PROVISIONAL BALLOTS

April 2026 Special Election

- Early Voting – 108
- Elections Day – 1,364
- Same Day Registration– 989
- Mail Ballot Issued – 430
- Other - 53





PROVISIONAL BALLOTS

1,361 Accepted

111 Rejected

92.5% Acceptance Rate ↑





PROVISIONAL BALLOTS

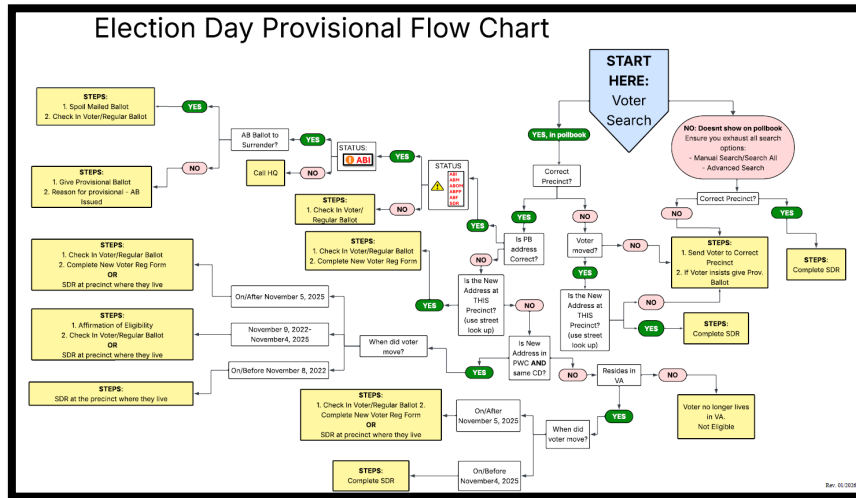
Adjudication– PWC General Elections and April Special

	2024	2025	2026
Approved	90%	90.5%	92.5% ↑
Denied	10%	9.5%	7.5%



PROVISIONAL BALLOTS

Ongoing Improvements



Provisional Verification Reasons #3-7
This Side Up

Precinct # _____

Yes No I am a citizen of the United States of America
Full social security number _____
Date of Birth (MM/DD/YYYY) ____/____/____

* Last Name _____ Jr. Sr. III IV (Circle one) Other (write in) _____
* First Name _____ * Middle Name _____ * None
* Residence Address (May not be a P.O. Box) _____ Apt. _____
* City/Town _____ * ZIP Code _____

Yes No I have
 Yes No if yes

Same Day Registration
SDR
This Side Up

* Last Name _____ Jr. Sr. III IV (Circle one) Other (write in) _____
* First Name _____ * Middle Name _____ * None
* Date of Birth (MM/DD/YYYY) ____/____/____
* Social Security Number _____
Last 4 digits required
Providing your full Social Security number may help determine your eligibility to vote.
* Residence Address (May not be a P.O. Box) _____ Apt. _____
* City/Town _____ * ZIP Code _____

In the best of my knowledge, I am a registered voter of this locality, and I am eligible to vote in this election. I hereby affirm that I have read the Privacy Act Notice and Warning.

* Signature X _____ Today's date (MM/DD/YYYY) ____/____/____

Election Officer Use

#1 Same Day Registration (not on pollbook)
Time: _____ a.m. p.m. (circle one)
 Yes No Did voter show ID or complete ID Confirmation Statement?
Comments _____
Election Officer Signature X _____

Election Officer Use

Select a Reason
 #3 Voting after hours due to court order
 #4 Vote by mail - no ballot to surrender
 #5 Shown on pollbook as already voted
 #6 Other _____
 #7 Voter does not have required ID and declined to complete the ID Confirmation Statement
Comments _____
Election Officer Signature X _____





PROVISIONAL BALLOTS

Rejected Ballots

Reason Rejected	Count	%
Wrong Voting Location/Precinct	53	47.75%
Missing Provisional Form Information	31	27.93%
Pollbook Indicated Voter Already Voted	14	12.61%
Other Jurisdiction	4	3.60%
AB Statement of Voter Mismatch	4	3.60%
Other	5	4.51%
Total	111	



NCOA MAILING UPDATE



NCOA MAILING

- Sent on February 2, 2026
- Sent to voters identified as likely moved or had mail returned to our office
- 1,791 within jurisdiction and 16,498 out of Jurisdiction
- 400+ responses received
- Moved 16,000+ voters to “Inactive” status
- 332 permanent mail voters removed





NEW BUSINESS

PROPOSED BUDGET UPDATE



ADOPTED BUDGET

Increase from \$3.95 million in FY26 to \$4.34 million in FY27

- 9.9% overall baseline increase
- Funds requested for various shortfalls
- Salary increases



APPOINT ELECTION OFFICERS



ELECTION OFFICERS

The PWC Republican Chair has requested that the party affiliation of two election officers be updated from Republican to Non-Partisan.

Board Action: *Approve request.*



AUGUST PRIMARY PLANNING



BALLOT ORDER

Mail: *As Requested by Application*

Early Voting: *On Demand*

Election Day: 26% of Active/Inactive
Voters by Precinct

Average Primary Turnout: 12%





STAFFING

All Precincts

Chief Officer

Assistant Chief

Equip/Provisional Spec. (EPS)

Varies by Size

1 Pollbook Officer

1 Scanner Officer

0-1 Greeters





EQUIPMENT

- 2 Pollbooks for check-in, 1 Pollbook for Chief
- 1 Ballot Scanner
- 1 ADA Ballot Marking Device





TRAINING

Classes

- Leadership Brief – CO/AO/EPS
- Certification and New CO/AO – First time CO/AO
- Recertification – Returning CO/AO
- EO Essential – Returning EOs
- New Election Officer – New EOs






ELECTORAL BOARD APPROVALS

Board Action: *Approve (or modify) the recommended ballot order, officer staffing plan, equipment allocation, and training plan for the August 4th Primary*




UPCOMING MEETING DATES



PUBLIC COMMENTS

3-Minute Time Limit Per Speaker

Public Comments (3 mins)





CLOSED SESSION



AUGUST 4th PRIMARY

Reason

Virginia State Code Section 2.2-3711-A7 Consultation and briefings related to actual or probable litigation





ADJOURNMENT

Party Affiliation Change Request

5/7/2026

First	Mid	Last	Party	Object/Nominate	Pct.
Patricia	H	Kashtock	R	<i>Objection email received 4/10/2026 Change party affiliation to NP</i>	504
Donald	K	Minner	R	<i>Objection email received 4/10/2026 Change party affiliation to NP</i>	Fauquier County

2026 August Primary - Ballot Order

#	Pct Name	Estimated Reg Voters	Projected Voter Turnout				Dem	Rep	E-Day	Test	Prov	ED Ballot
			Total	Mail	EV	Eday	Order	Order	Order	Deck	Order	Order
101	Brentsville	3,338	835	209	209	417	250	500	750	100	100	950
102	Cedar Point	2,860	715	179	179	358	350	200	550	100	100	750
103	Glenkirk	3,952	988	247	247	494	450	300	750	100	100	950
104	Nokesville	4,281	1,070	268	268	535	350	400	750	100	100	950
105	Piney Branch	3,409	852	213	213	426	450	300	750	100	100	950
106	Unity Reed	1,520	380	95	95	190	250	100	350	100	100	550
107	Marsteller	3,910	978	244	244	489	450	300	750	100	100	950
108	Victory	4,057	1,014	254	254	507	500	250	750	100	100	950
109	Chris Yung	3,873	968	242	242	484	500	250	750	100	100	950
110	Buckland Mills	4,133	1,033	258	258	517	450	300	750	100	100	950
111	Limestone	4,478	1,120	280	280	560	450	300	750	100	100	950
112	Burke-Nickens	4,846	1,212	303	303	606	550	400	950	100	100	1,150
113	Lakes	3,373	843	211	211	422	450	300	750	100	100	950
114	Bristow Run	4,213	1,053	263	263	527	450	300	750	100	100	950
201	Hylton	3,450	863	216	216	431	550	200	750	100	100	950
202	West Gate	2,648	662	166	166	331	400	150	550	100	100	750
203	Bennett	4,317	1,079	270	270	540	500	250	750	100	100	950
204	Ellis	2,802	701	175	175	350	350	200	550	100	100	750
205	Buckhall	2,559	640	160	160	320	300	250	550	100	100	750
206	Coles	3,563	891	223	223	445	400	350	750	100	100	950
207	Spriggs	3,189	797	199	199	399	500	250	750	100	100	950
208	Colgan	1,987	497	124	124	248	300	250	550	100	100	750
209	Independent Hill	2,721	680	170	170	340	250	300	550	100	100	750
210	Yates Ford	3,576	894	224	224	447	400	350	750	100	100	950
211	Signal Hill	2,268	567	142	142	284	350	200	550	100	100	750
212	Yorkshire	3,452	863	216	216	432	500	250	750	100	100	950
213	Parkside	2,759	690	172	172	345	350	200	550	100	100	750
214	Lucasville	3,414	854	213	213	427	400	350	750	100	100	950
215	Rosa Parks	3,109	777	194	194	389	550	200	750	100	100	950
301	Dumfries	3,469	867	217	217	434	600	150	750	100	100	950
302	Potomac	3,650	913	228	228	456	650	100	750	100	100	950
303	Graham Park	2,590	648	162	162	324	400	150	550	100	100	750
304	Quantico	1,645	411	103	103	206	300	250	550	100	100	750
305	Forest Park	3,289	822	206	206	411	500	250	750	100	100	950
306	Four Seasons	3,175	794	198	198	397	500	250	750	100	100	950
307	Henderson	2,800	700	175	175	350	350	200	550	100	100	750
308	Montclair	1,965	491	123	123	246	350	200	550	100	100	750
309	Ashland	2,465	616	154	154	308	350	200	550	100	100	750
310	PW Forest Park	3,039	760	190	190	380	400	150	550	100	100	750
311	Swan Creek	3,177	794	199	199	397	550	200	750	100	100	950
312	Triangle	3,796	949	237	237	475	550	200	750	100	100	950
313	Cardinal	3,513	878	220	220	439	550	200	750	100	100	950
314	Cabin Branch	2,723	681	170	170	340	350	200	550	100	100	750
315	Williams	3,627	907	227	227	453	650	100	750	100	100	950
316	Potomac Shores	4,023	1,006	251	251	503	600	150	750	100	100	950
401	Evergreen	3,399	850	212	212	425	350	400	750	100	100	950
402	Gravelly	4,344	1,086	272	272	543	350	400	750	100	100	950
403	Bull Run	3,507	877	219	219	438	450	300	750	100	100	950
404	Unity Braxton	2,338	585	146	146	292	400	150	550	100	100	750
405	Ben Lomond	3,148	787	197	197	394	550	200	750	100	100	950
406	Alvey	3,629	907	227	227	454	400	350	750	100	100	950
407	Heritage Hunt	4,149	1,037	259	259	519	400	350	750	100	100	950
408	Sudley	2,302	576	144	144	288	350	200	550	100	100	750

2026 August Primary - Ballot Order

#	Pct Name	Estimated Reg Voters	Projected Voter Turnout				Dem	Rep	E-Day	Test	Prov	ED Ballot
			Total	Mail	EV	Eday	Order	Order	Order	Deck	Order	Order
409	Tyler	5,223	1,306	326	326	653	600	350	950	100	100	1,150
410	Mountain View	4,499	1,125	281	281	562	400	350	750	100	100	950
411	Mullen	3,788	947	237	237	474	600	150	750	100	100	950
412	Catharpin	2,514	629	157	157	314	250	300	550	100	100	750
413	Reagan	3,880	970	243	243	485	400	350	750	100	100	950
414	Seymour	2,678	670	167	167	335	400	150	550	100	100	750
501	Springwoods	4,035	1,009	252	252	504	550	200	750	100	100	950
502*	Occoquan	3,577	894	224	224	447	550	200	750	100	100	950
503	Mohican	2,294	574	143	143	287	400	150	550	100	100	750
504	Rockledge	2,482	621	155	155	310	400	150	550	100	100	750
505	Lake Ridge	3,696	924	231	231	462	550	200	750	100	100	950
506	Old Bridge	2,980	745	186	186	373	350	200	550	100	100	750
507	Chinn	3,869	967	242	242	484	550	200	750	100	100	950
508	Penn	3,353	838	210	210	419	400	350	750	100	100	950
509	McCoart	3,683	921	230	230	460	450	300	750	100	100	950
510	County Center	975	244	61	61	122	300	50	350	100	100	550
511	Westridge	4,026	1,007	252	252	503	500	250	750	100	100	950
512	York	2,815	704	176	176	352	450	100	550	100	100	750
513	Woodbridge	4,023	1,006	251	251	503	500	250	750	100	100	950
514	Antietam	3,708	927	232	232	464	500	250	750	100	100	950
515	Marshall	2,781	695	174	174	348	300	250	550	100	100	750
516	Kerrydale	1,510	378	94	94	189	250	100	350	100	100	550
601	Dale	3,449	862	216	216	431	600	150	750	100	100	950
602	Beville	3,994	999	250	250	499	550	200	750	100	100	950
603	Hampton	3,382	846	211	211	423	550	200	750	100	100	950
604*	Gar-Field	2,874	719	180	180	359	450	100	550	100	100	750
605	Minnieville	2,199	550	137	137	275	400	150	550	100	100	750
606	Bel Air	3,285	821	205	205	411	550	200	750	100	100	950
607	Jenkins	2,434	609	152	152	304	400	150	550	100	100	750
608	Enterprise	4,090	1,023	256	256	511	550	200	750	100	100	950
609	King	2,406	602	150	150	301	400	150	550	100	100	750
610	Fitzgerald	3,749	937	234	234	469	600	150	750	100	100	950
611	Neabsco	3,760	940	235	235	470	550	200	750	100	100	950
612	Elm Farm	2,264	566	142	142	283	400	150	550	100	100	750
613	Hoadly	884	221	55	55	111	250	100	350	100	100	550
614	McAuliffe	3,599	900	225	225	450	550	200	750	100	100	950
615	Commons	432	108	27	27	54	300	50	350	100	100	550
616	Markham	1,095	274	68	68	137	300	50	350	100	100	550
701	Belmont	4,088	1,022	256	256	511	500	250	750	100	100	950
702	Library	3,952	988	247	247	494	600	150	750	100	100	950
703	Lynn	2,849	712	178	178	356	450	100	550	100	100	750
704	Porter	3,742	936	234	234	468	650	100	750	100	100	950
705	Potomac View	2,531	633	158	158	316	400	150	550	100	100	750
706	Rippon	4,028	1,007	252	252	504	550	200	750	100	100	950
707	Kilby	3,571	893	223	223	446	550	200	750	100	100	950
708	River Oaks	3,908	977	244	244	489	600	150	750	100	100	950
709	Freedom	3,176	794	199	199	397	600	150	750	100	100	950
710	Powells Creek	3,733	933	233	233	467	650	100	750	100	100	950
711	Grayson	3,696	924	231	231	462	600	150	750	100	100	950
712	Leesylvania	3,292	823	206	206	412	550	200	750	100	100	950
TOTAL		332,670	83,168	20,792	20,792	41,584	46,650	22,400	69,050	10,300	10,300	89,650

2026 August Primary - Equipment Plan

#	Pct Name	Est. Reg. Voters	ED Turn Proj	Equipment Allocation				
				EPB	Chief	Booth	Scan	ADA
101	Brentsville	3,338	417	2	1	12	1	1
102	Cedar Point	2,860	358	2	1	12	1	1
103	Glenkirk	3,952	494	2	1	12	1	1
104	Nokesville	4,281	535	2	1	12	1	1
105	Piney Branch	3,409	426	2	1	12	1	1
106	Unity Reed	1,520	190	2	1	12	1	1
107	Marsteller	3,910	489	2	1	12	1	1
108	Victory	4,057	507	2	1	12	1	1
109	Chris Yung	3,873	484	2	1	12	1	1
110	Buckland Mills	4,133	517	2	1	12	1	1
111	Limestone	4,478	560	2	1	12	1	1
112	Burke-Nickens	4,846	606	2	1	12	1	1
113	Lakes	3,373	422	2	1	12	1	1
114	Bristow Run	4,213	527	2	1	12	1	1
201	Hylton	3,450	431	2	1	12	1	1
202	West Gate	2,648	331	2	1	12	1	1
203	Bennett	4,317	540	2	1	12	1	1
204	Ellis	2,802	350	2	1	12	1	1
205	Buckhall	2,559	320	2	1	12	1	1
206	Cotes	3,563	445	2	1	12	1	1
207	Spriggs	3,189	399	2	1	12	1	1
208	Colgan	1,987	248	2	1	12	1	1
209	Independent Hill	2,721	340	2	1	12	1	1
210	Yates Ford	3,576	447	2	1	12	1	1
211	Signal Hill	2,268	284	2	1	12	1	1
212	Yorkshire	3,452	432	2	1	12	1	1
213	Parkside	2,759	345	2	1	12	1	1
214	Lucasville	3,414	427	2	1	12	1	1
215	Rosa Parks	3,109	389	2	1	12	1	1
301	Dumfries	3,469	434	2	1	12	1	1
302	Potomac	3,650	456	2	1	12	1	1
303	Graham Park	2,590	324	2	1	12	1	1
304	Quantico	1,645	206	2	1	12	1	1
305	Forest Park	3,289	411	2	1	12	1	1
306	Four Seasons	3,175	397	2	1	12	1	1
307	Henderson	2,800	350	2	1	12	1	1
308	Montclair	1,965	246	2	1	12	1	1
309	Ashland	2,465	308	2	1	12	1	1
310	PW Forest Park	3,039	380	2	1	12	1	1
311	Swan Creek	3,177	397	2	1	12	1	1
312	Triangle	3,796	475	2	1	12	1	1
313	Cardinal	3,513	439	2	1	12	1	1

2026 August Primary - Equipment Plan

#	Pct Name	Est. Reg. Voters	ED Turn Proj	Equipment Allocation				
				EPB	Chief	Booth	Scan	ADA
314	Cabin Branch	2,723	340	2	1	12	1	1
315	Williams	3,627	453	2	1	12	1	1
316	Potomac Shores	4,023	503	2	1	12	1	1
401	Evergreen	3,399	425	2	1	12	1	1
402	Gravelly	4,344	543	2	1	12	1	1
403	Bull Run	3,507	438	2	1	12	1	1
404	Unity Braxton	2,338	292	2	1	12	1	1
405	Ben Lomond	3,148	394	2	1	12	1	1
406	Alvey	3,629	454	2	1	12	1	1
407	Heritage Hunt	4,149	519	2	1	12	1	1
408	Sudley	2,302	288	2	1	12	1	1
409	Tyler	5,223	653	2	1	12	1	1
410	Mountain View	4,499	562	2	1	12	1	1
411	Mullen	3,788	474	2	1	12	1	1
412	Catharpin	2,514	314	2	1	12	1	1
413	Reagan	3,880	485	2	1	12	1	1
414	Seymour	2,678	335	2	1	12	1	1
501	Springwoods	4,035	504	2	1	12	1	1
502	Occoquan	3,577	447	2	1	12	1	1
503	Mohican	2,294	287	2	1	12	1	1
504	Rockledge	2,482	310	2	1	12	1	1
505	Lake Ridge	3,696	462	2	1	12	1	1
506	Old Bridge	2,980	373	2	1	12	1	1
507	Chinn	3,869	484	2	1	12	1	1
508	Penn	3,353	419	2	1	12	1	1
509	McCoart	3,683	460	2	1	12	1	1
510	County Center	975	122	2	1	12	1	1
511	Westridge	4,026	503	2	1	12	1	1
512	York	2,815	352	2	1	12	1	1
513	Woodbridge	4,023	503	2	1	12	1	1
514	Antietam	3,708	464	2	1	12	1	1
515	Marshall	2,781	348	2	1	12	1	1
516	Kerrydale	1,510	189	2	1	12	1	1
601	Dale	3,449	431	2	1	12	1	1
602	Beville	3,994	499	2	1	12	1	1
603	Hampton	3,382	423	2	1	12	1	1
604	Gar-Field	2,874	359	2	1	12	1	1
605	Minnieville	2,199	275	2	1	12	1	1
606	Bel Air	3,285	411	2	1	12	1	1
607	Jenkins	2,434	304	2	1	12	1	1
608	Enterprise	4,090	511	2	1	12	1	1
609	King	2,406	301	2	1	12	1	1

2026 August Primary - Equipment Plan

#	Pct Name	Est. Reg. Voters	ED Turn Proj	Equipment Allocation				
				EPB	Chief	Booth	Scan	ADA
610	Fitzgerald	3,749	469	2	1	12	1	1
611	Neabsco	3,760	470	2	1	12	1	1
612	Elm Farm	2,264	283	2	1	12	1	1
613	Hoadly	884	111	2	1	12	1	1
614	McAuliffe	3,599	450	2	1	12	1	1
615	Commons	432	54	2	1	12	1	1
616	Markham	1,095	137	2	1	12	1	1
701	Belmont	4,088	511	2	1	12	1	1
702	Library	3,952	494	2	1	12	1	1
703	Lynn	2,849	356	2	1	12	1	1
704	Porter	3,742	468	2	1	12	1	1
705	Potomac View	2,531	316	2	1	12	1	1
706	Rippon	4,028	504	2	1	12	1	1
707	Kilby	3,571	446	2	1	12	1	1
708	River Oaks	3,908	489	2	1	12	1	1
709	Freedom	3,176	397	2	1	12	1	1
710	Powells Creek	3,733	467	2	1	12	1	1
711	Grayson	3,696	462	2	1	12	1	1
712	Leesylvania	3,292	412	2	1	12	1	1
TOTAL		332,670	41,584	206	103	1,236	103	103

2026 August Primary - Election Officer Staffing

#	Pct Name	Est. Reg. Voters	ED Turn Proj	Polling Place Staffing							
				CO	AO	EPS	Poll	Booth	Scan	Greet	Total
CAP	Central Absentee			1	1		6				8
101	Brentsville	3,338	417	1	1	1	1	1	1		6
102	Cedar Point	2,860	358	1	1	1	1		1		5
103	Glenkirk	3,952	494	1	1	1	1	1	1		6
104	Nokesville	4,281	535	1	1	1	1	1	1		6
105	Piney Branch	3,409	426	1	1	1	1	1	1		6
106	Unity Reed	1,520	190	1	1	1	1		1		5
107	Marsteller	3,910	489	1	1	1	1	1	1		6
108	Victory	4,057	507	1	1	1	1	1	1		6
109	Chris Yung	3,873	484	1	1	1	1	1	1		6
110	Buckland Mills	4,133	517	1	1	1	1	1	1		6
111	Limestone	4,478	560	1	1	1	1	1	1		6
112	Burke-Nickens	4,846	606	1	1	1	1	1	1		6
113	Lakes	3,373	422	1	1	1	1	1	1		6
114	Bristow Run	4,213	527	1	1	1	1	1	1		6
201	Hylton	3,450	431	1	1	1	1	1	1		6
202	West Gate	2,648	331	1	1	1	1		1		5
203	Bennett	4,317	540	1	1	1	1	1	1		6
204	Ellis	2,802	350	1	1	1	1		1		5
205	Buckhall	2,559	320	1	1	1	1		1		5
206	Coles	3,563	445	1	1	1	1	1	1		6
207	Spriggs	3,189	399	1	1	1	1		1		5
208	Colgan	1,987	248	1	1	1	1		1		5
209	Independent Hill	2,721	340	1	1	1	1		1		5
210	Yates Ford	3,576	447	1	1	1	1	1	1		6
211	Signal Hill	2,268	284	1	1	1	1		1		5
212	Yorkshire	3,452	432	1	1	1	1	1	1		6
213	Parkside	2,759	345	1	1	1	1		1		5
214	Lucasville	3,414	427	1	1	1	1	1	1		6
215	Rosa Parks	3,109	389	1	1	1	1		1		5
301	Dumfries	3,469	434	1	1	1	1	1	1		6
302	Potomac	3,650	456	1	1	1	1	1	1		6
303	Graham Park	2,590	324	1	1	1	1		1		5
304	Quantico	1,645	206	1	1	1	1		1		6
305	Forest Park	3,289	411	1	1	1	1	1	1		6
306	Four Seasons	3,175	397	1	1	1	1		1		7
307	Henderson	2,800	350	1	1	1	1		1		5
308	Montclair	1,965	246	1	1	1	1		1		5
309	Ashland	2,465	308	1	1	1	1		1		5
310	PW Forest Park	3,039	380	1	1	1	1		1		5
311	Swan Creek	3,177	397	1	1	1	1		1		5
312	Triangle	3,796	475	1	1	1	1	1	1		6

2026 August Primary - Election Officer Staffing

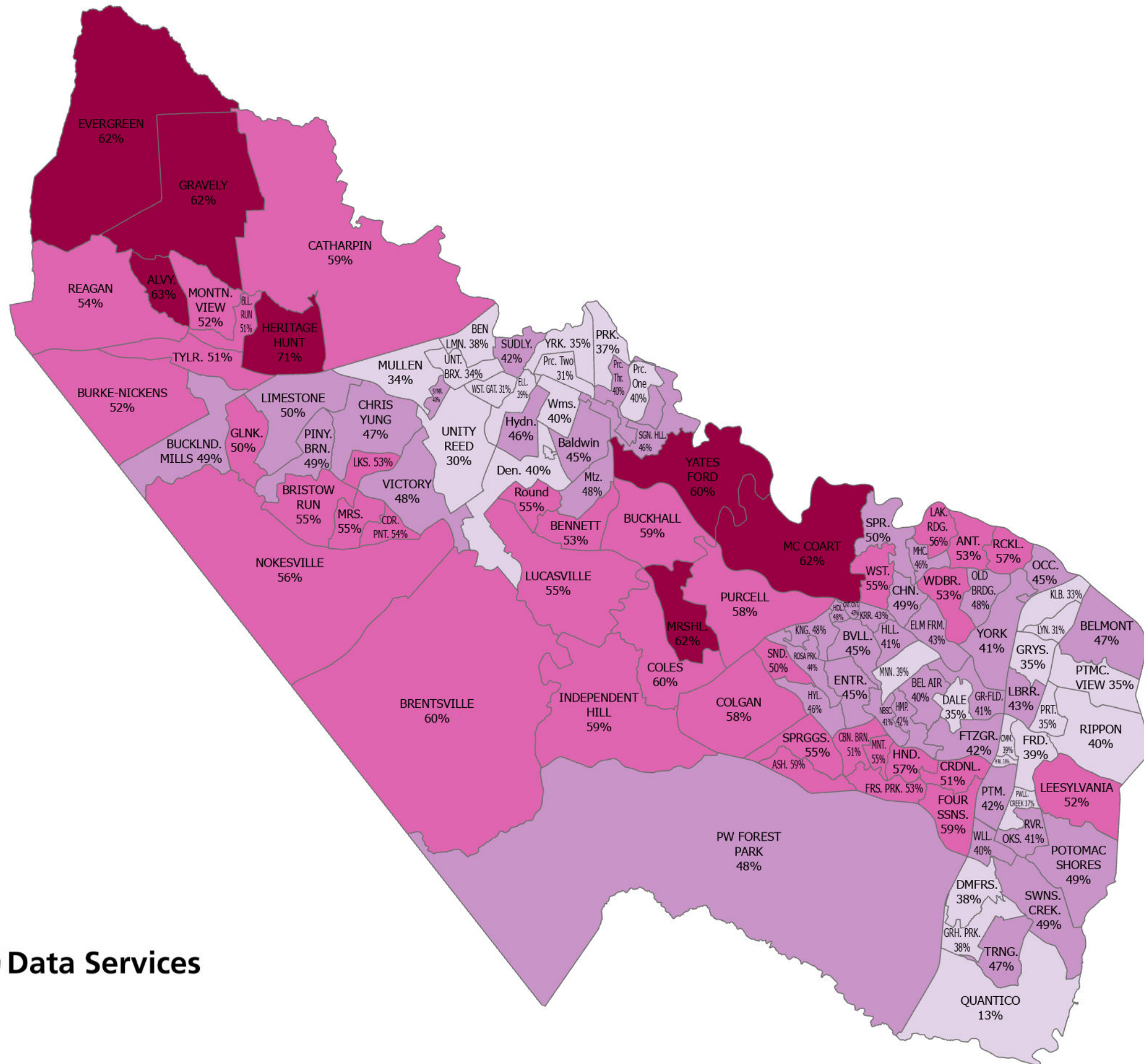

#	Pct Name	Est. Reg. Voters	ED Turn Proj	Polling Place Staffing						
				CO	AO	EPS	Poll	Booth	Scan	Greet
313	Cardinal	3,513	439	1	1	1	1	1	1	6
314	Cabin Branch	2,723	340	1	1	1	1	1	5	
315	Williams	3,627	453	1	1	1	1	1	6	
316	Potomac Shores	4,023	503	1	1	1	1	1	6	
401	Evergreen	3,399	425	1	1	1	1	1	6	
402	Gravely	4,344	543	1	1	1	1	1	6	
403	Bull Run	3,507	438	1	1	1	1	1	6	
404	Unity Braxton	2,338	292	1	1	1	1	1	5	
405	Ben Lomond	3,148	394	1	1	1	1	1	5	
406	Alvey	3,629	454	1	1	1	1	1	6	
407	Heritage Hunt	4,149	519	1	1	1	1	1	7	
408	Sudley	2,302	288	1	1	1	1	1	5	
409	Tyler	5,223	653	1	1	1	1	1	6	
410	Mountain View	4,499	562	1	1	1	1	1	6	
411	Mullen	3,788	474	1	1	1	1	1	6	
412	Catharpin	2,514	314	1	1	1	1	1	5	
413	Reagan	3,880	485	1	1	1	1	1	6	
414	Seymour	2,678	335	1	1	1	1	1	5	
501	Springwoods	4,035	504	1	1	1	1	1	6	
502	Occoquan	3,577	447	1	1	1	1	1	6	
503	Mohican	2,294	287	1	1	1	1	1	5	
504	Rockledge	2,482	310	1	1	1	1	1	5	
505	Lake Ridge	3,696	462	1	1	1	1	1	6	
506	Old Bridge	2,980	373	1	1	1	1	1	5	
507	Chinn	3,869	484	1	1	1	1	1	6	
508	Penn	3,353	419	1	1	1	1	1	6	
509	McCoart	3,683	460	1	1	1	1	1	6	
510	County Center	975	122	1	1	1	1	1	5	
511	Westridge	4,026	503	1	1	1	1	1	6	
512	York	2,815	352	1	1	1	1	1	5	
513	Woodbridge	4,023	503	1	1	1	1	1	6	
514	Antietam	3,708	464	1	1	1	1	1	6	
515	Marshall	2,781	348	1	1	1	1	1	5	
516	Kerrydale	1,510	189	1	1	1	1	1	5	
601	Dale	3,449	431	1	1	1	1	1	6	
602	Beville	3,994	499	1	1	1	1	1	6	
603	Hampton	3,382	423	1	1	1	1	1	6	
604	Gar-Field	2,874	359	1	1	1	1	1	5	
605	Minnieville	2,199	275	1	1	1	1	1	5	
606	Bel Air	3,285	411	1	1	1	1	1	6	
607	Jenkins	2,434	304	1	1	1	1	1	5	
608	Enterprise	4,090	511	1	1	1	1	1	6	

2026 August Primary - Election Officer Staffing

#	Pct Name	Est. Reg. Voters	ED Turn Proj	Polling Place Staffing							
				CO	AO	EPS	Poll	Booth	Scan	Greet	Total
609	King	2,406	301	1	1	1	1		1	5	
610	Fitzgerald	3,749	469	1	1	1	1	1	1	6	
611	Neabsco	3,760	470	1	1	1	1	1	1	6	
612	Elm Farm	2,264	283	1	1	1	1		1	5	
613	Hoadly	884	111	1	1	1	1		1	5	
614	McAuliffe	3,599	450	1	1	1	1	1	1	6	
615	Commons	432	54	1	1	1	1		1	5	
616	Markham	1,095	137	1	1	1	1		1	5	
701	Belmont	4,088	511	1	1	1	1	1	1	6	
702	Library	3,952	494	1	1	1	1	1	1	6	
703	Lynn	2,849	356	1	1	1	1		1	5	
704	Porter	3,742	468	1	1	1	1	1	1	6	
705	Potomac View	2,531	316	1	1	1	1		1	5	
706	Rippon	4,028	504	1	1	1	1	1	1	6	
707	Kilby	3,571	446	1	1	1	1	1	1	6	
708	River Oaks	3,908	489	1	1	1	1	1	1	6	
709	Freedom	3,176	397	1	1	1	1		1	5	
710	Powells Creek	3,733	467	1	1	1	1	1	1	6	
711	Grayson	3,696	462	1	1	1	1	1	1	6	
712	Leesylvania	3,292	412	1	1	1	1	1	1	6	
TOTAL		332,670	41,584	104	104	103	109	60	103	0	587

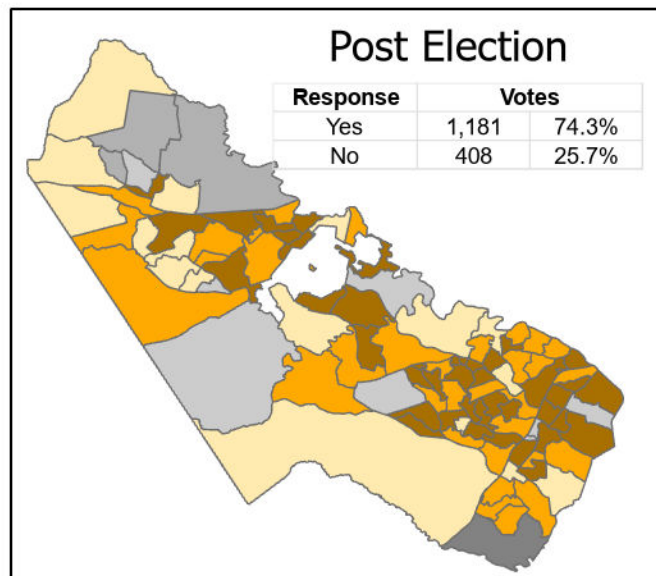
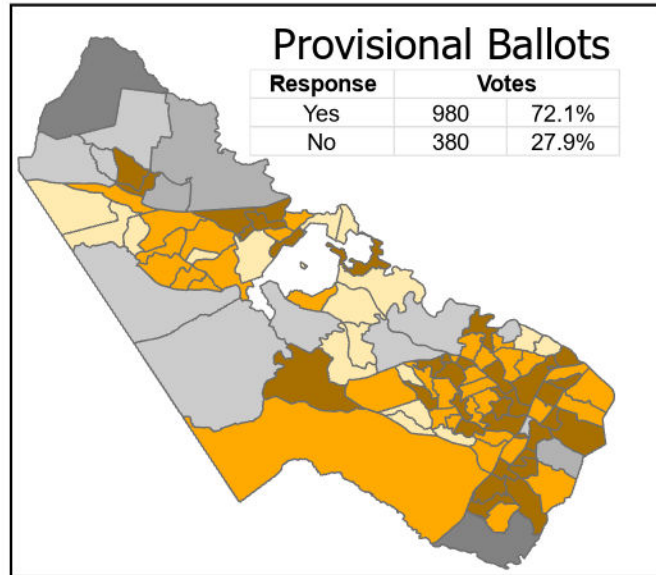
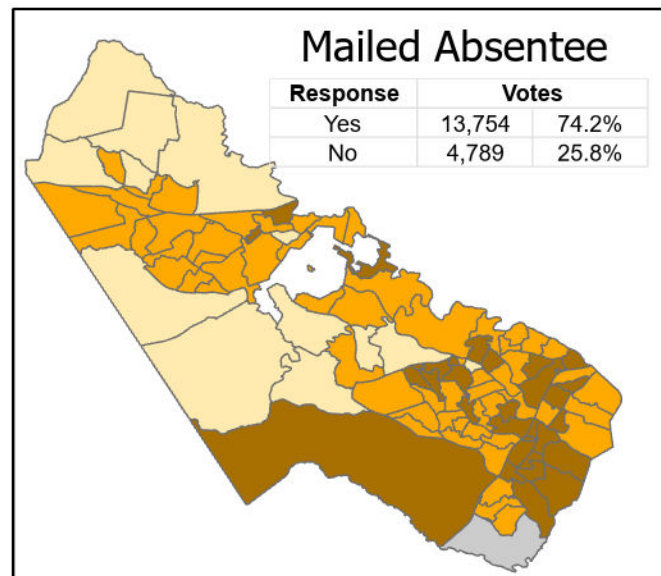
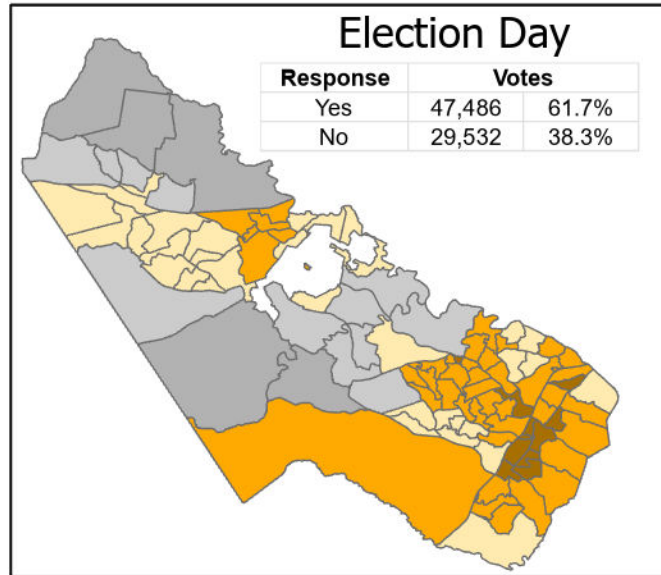
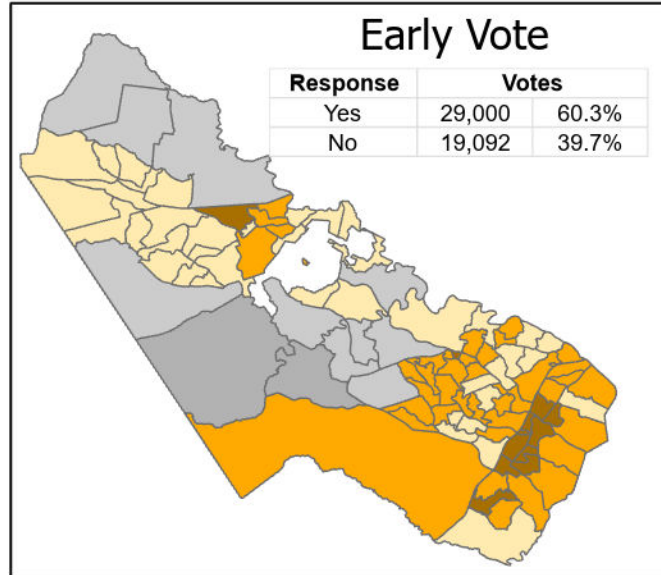
Prince William County and Manassas - 2026 Redistricting Election Turnout

Turnout



Prince William County - April 2026 Redistricting Election

Voting District Won By Voting Type

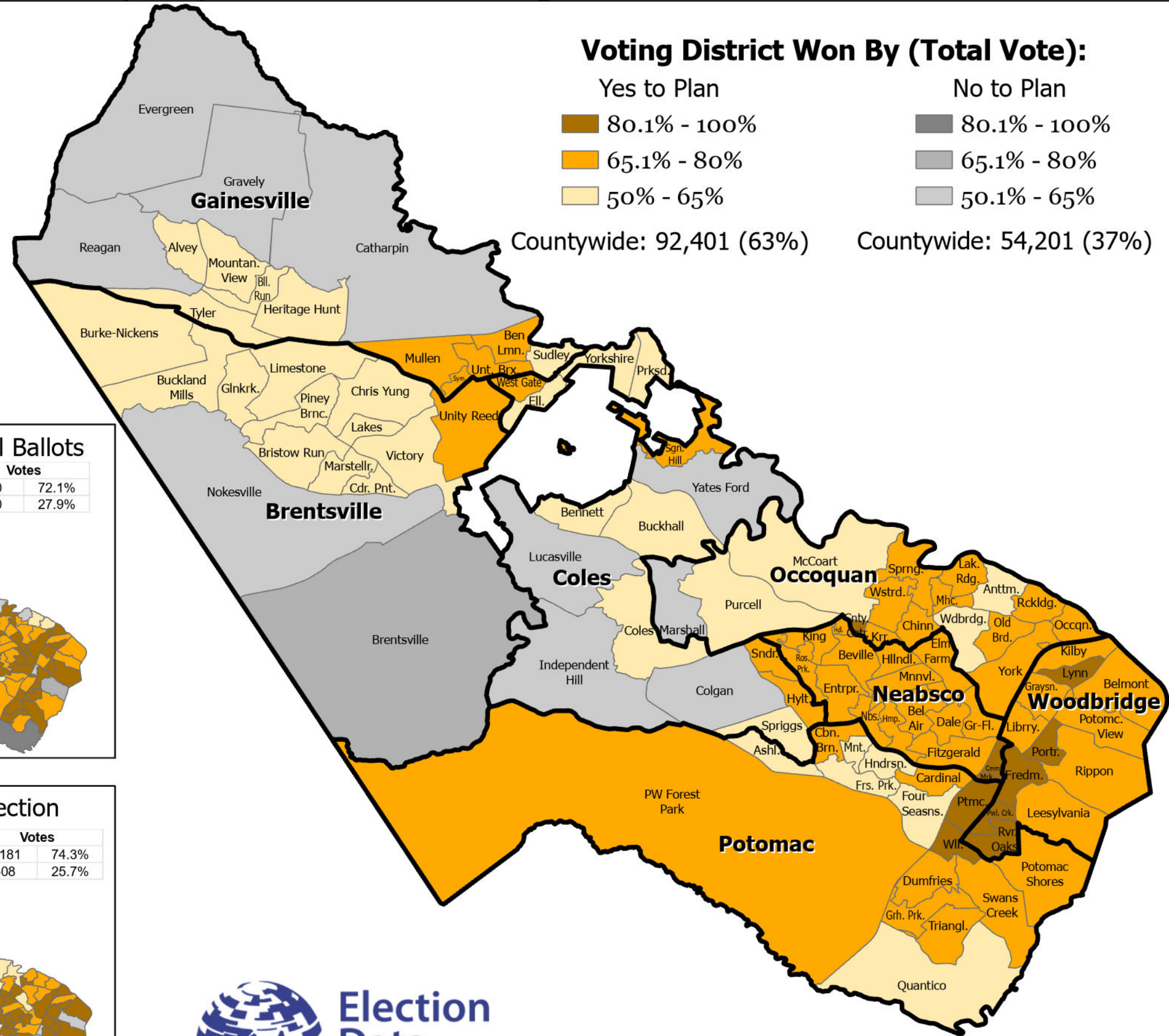


Voting District Won By (Total Vote):

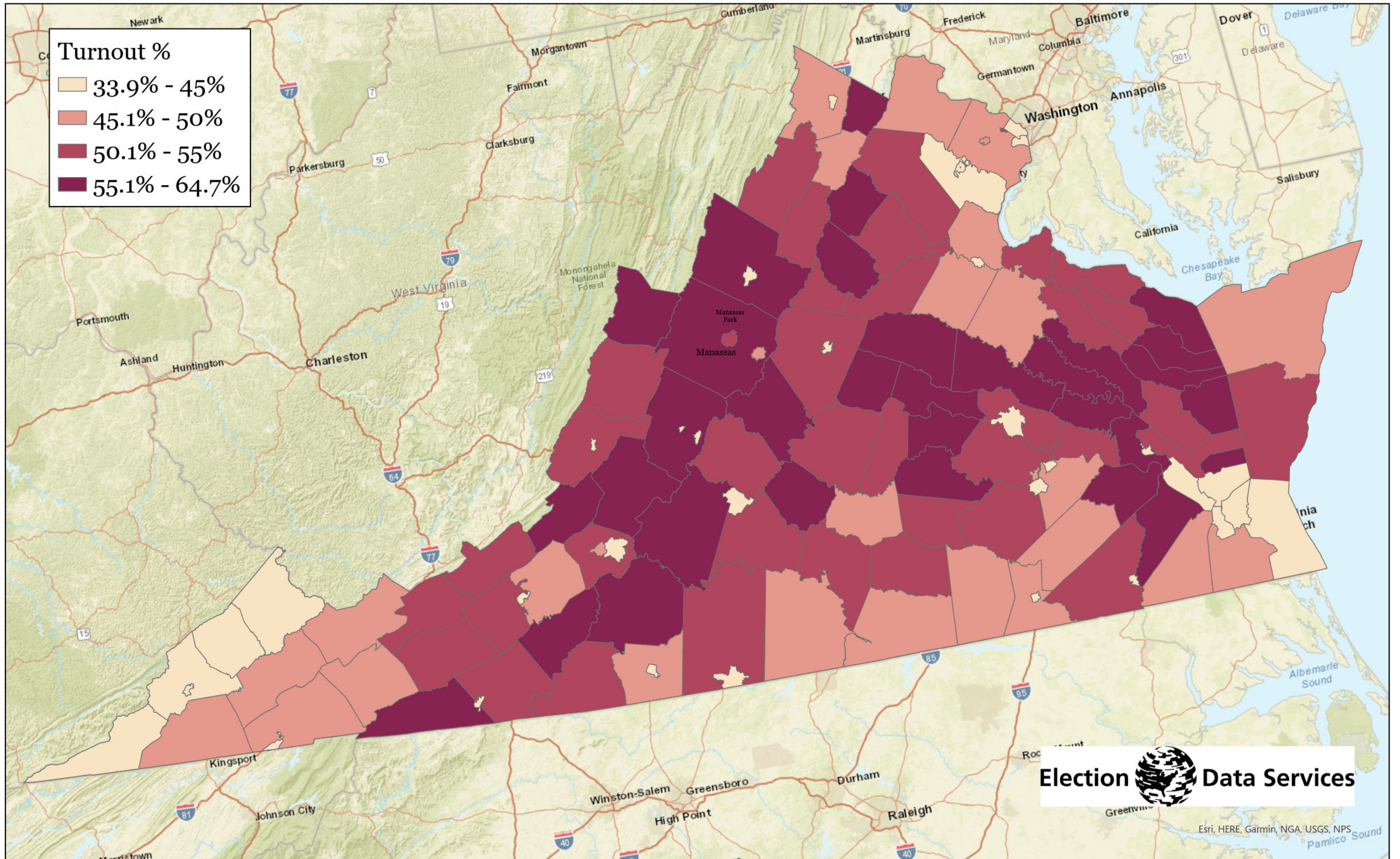


Countywide: 92,401 (63%)

Countywide: 54,201 (37%)



Virginia - 2026 Redistricting Election

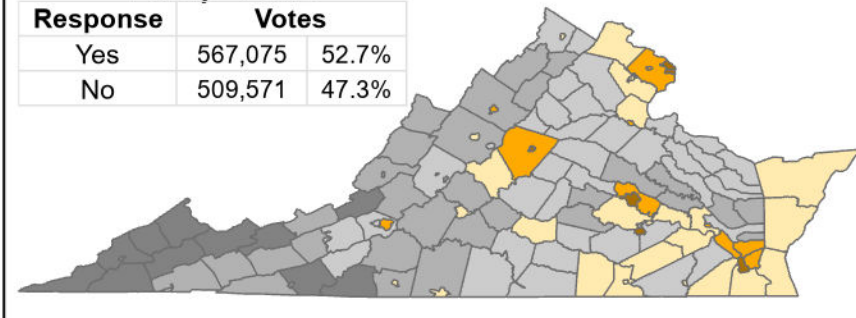


Virginia - April 2026 Redistricting Election

Counties/Cities Won By Voting Type

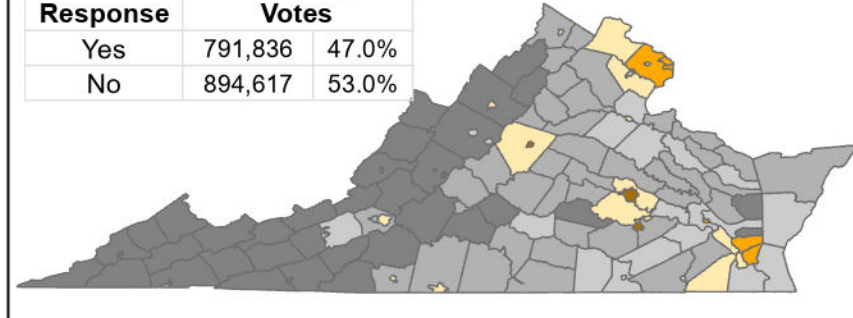
Early Vote

Response	Votes	
Yes	567,075	52.7%
No	509,571	47.3%



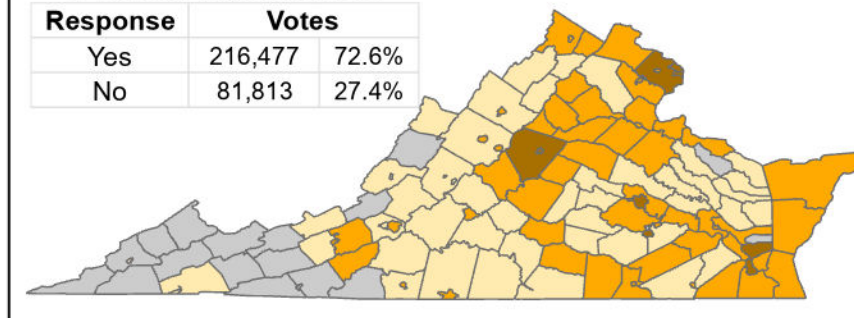
Election Day

Response	Votes	
Yes	791,836	47.0%
No	894,617	53.0%



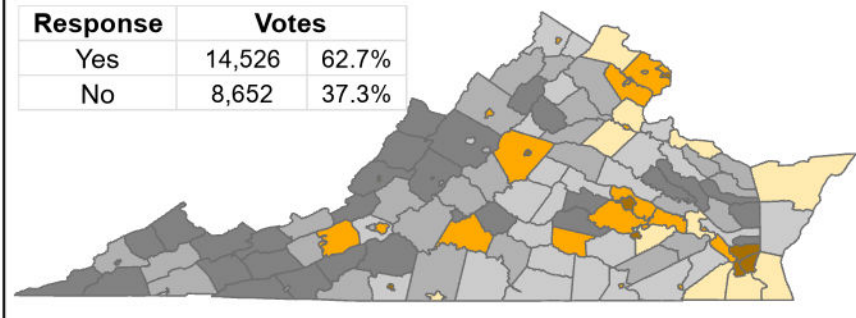
Mailed Absentee

Response	Votes	
Yes	216,477	72.6%
No	81,813	27.4%



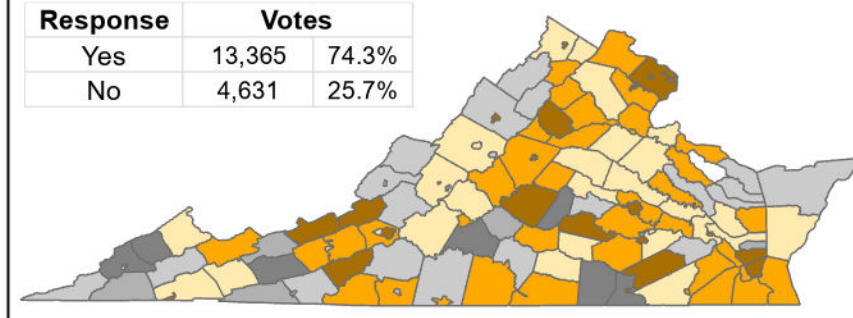
Provisional Ballots

Response	Votes	
Yes	14,526	62.7%
No	8,652	37.3%




Post Election

Response	Votes	
Yes	13,365	74.3%
No	4,631	25.7%



Counties/Cities Won By (Total Vote):



Statewide: 1,603,279 (51.7%) Statewide: 1,499,284 (48.3%)

