



ELECTORAL BOARD MEETING

DECEMBER 10, 2025

PRINCE WILLIAM COUNTY



CALL TO ORDER / MOMENT / PLEDGE



APPROVAL OF MINUTES





APPROVAL OF MINUTES

- October 8, 2025 Meeting
- November 5-14, 2025 Meeting

BOARD MEMBER REPORTS



GUEST SPEAKER

Guest Speaker

Kim Brace
Election Data Services, Inc.


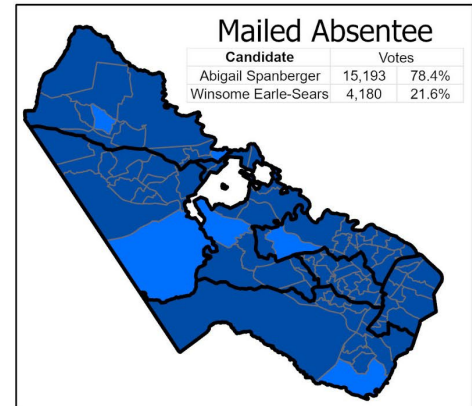

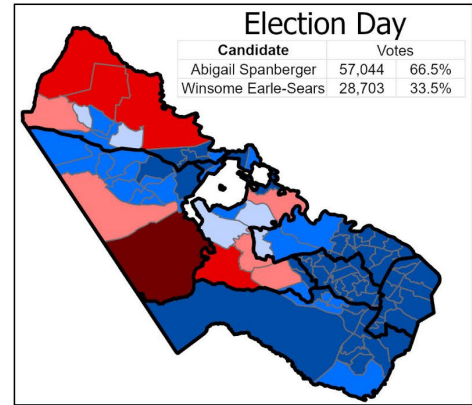
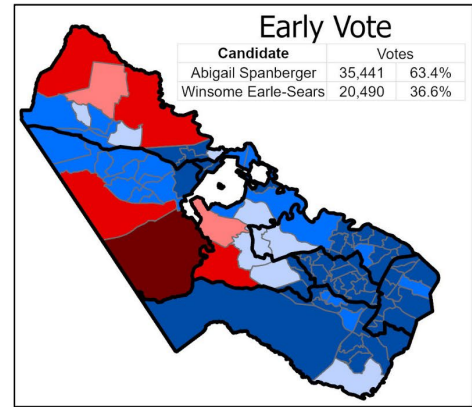
Presenting maps and data on the 2025 General Election



2025 ELECTION RESULTS

Prince William County - 2025 General Election - Governor of Virginia

Voting District Won By Voting Type:



Voting District Won By (Total Vote):

Abigail D. Spanberger

65% or more

55% to 65%

50% to 55%

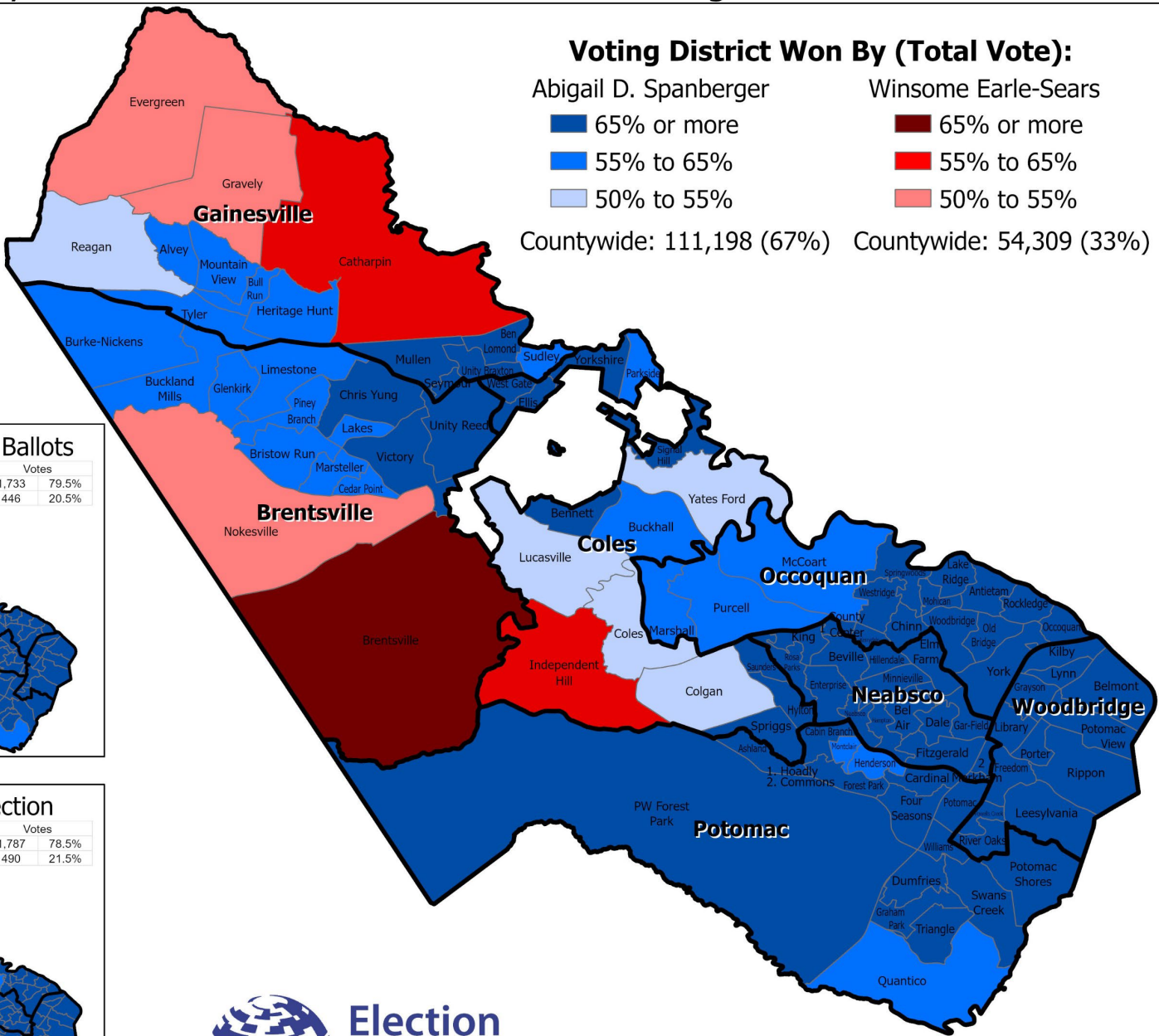
Winsome Earle-Sears

65% or more

55% to 65%

50% to 55%


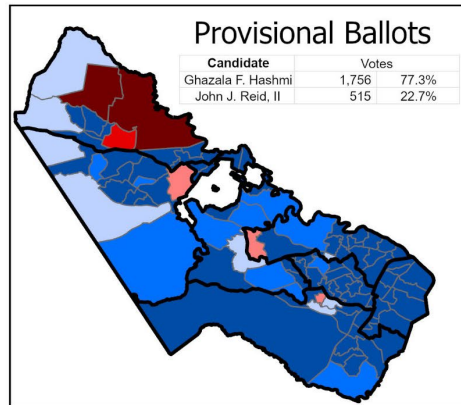
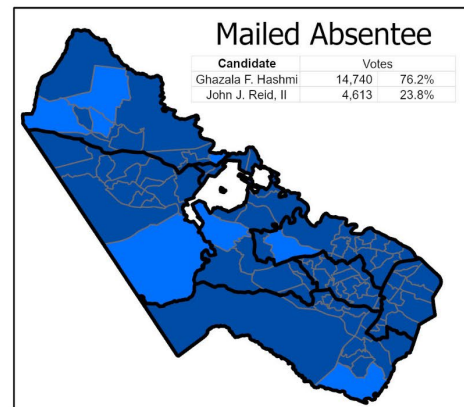
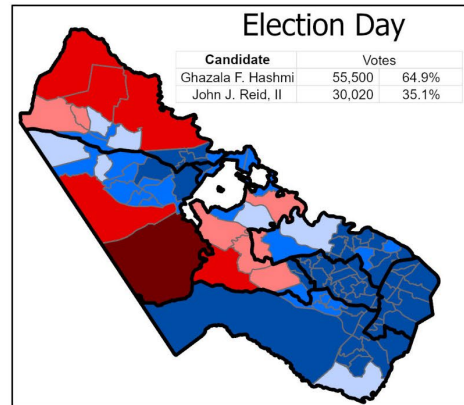
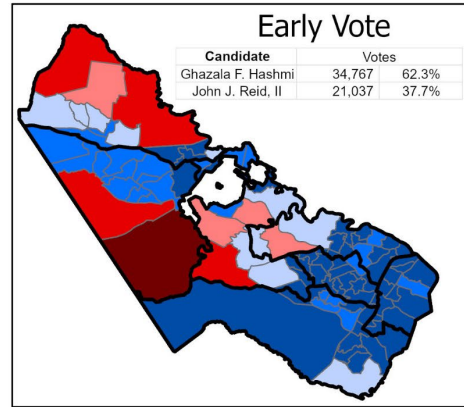
Countywide: 111,198 (67%) Countywide: 54,309 (33%)



Election
Data
Services

Prince William County - 2025 General Election - Lieutenant Governor of Virginia

Voting District Won By Voting Type:



Voting District Won By (Total Vote):

Ghazala F. Hashmi

65% or more

55% to 65%

50% to 55%

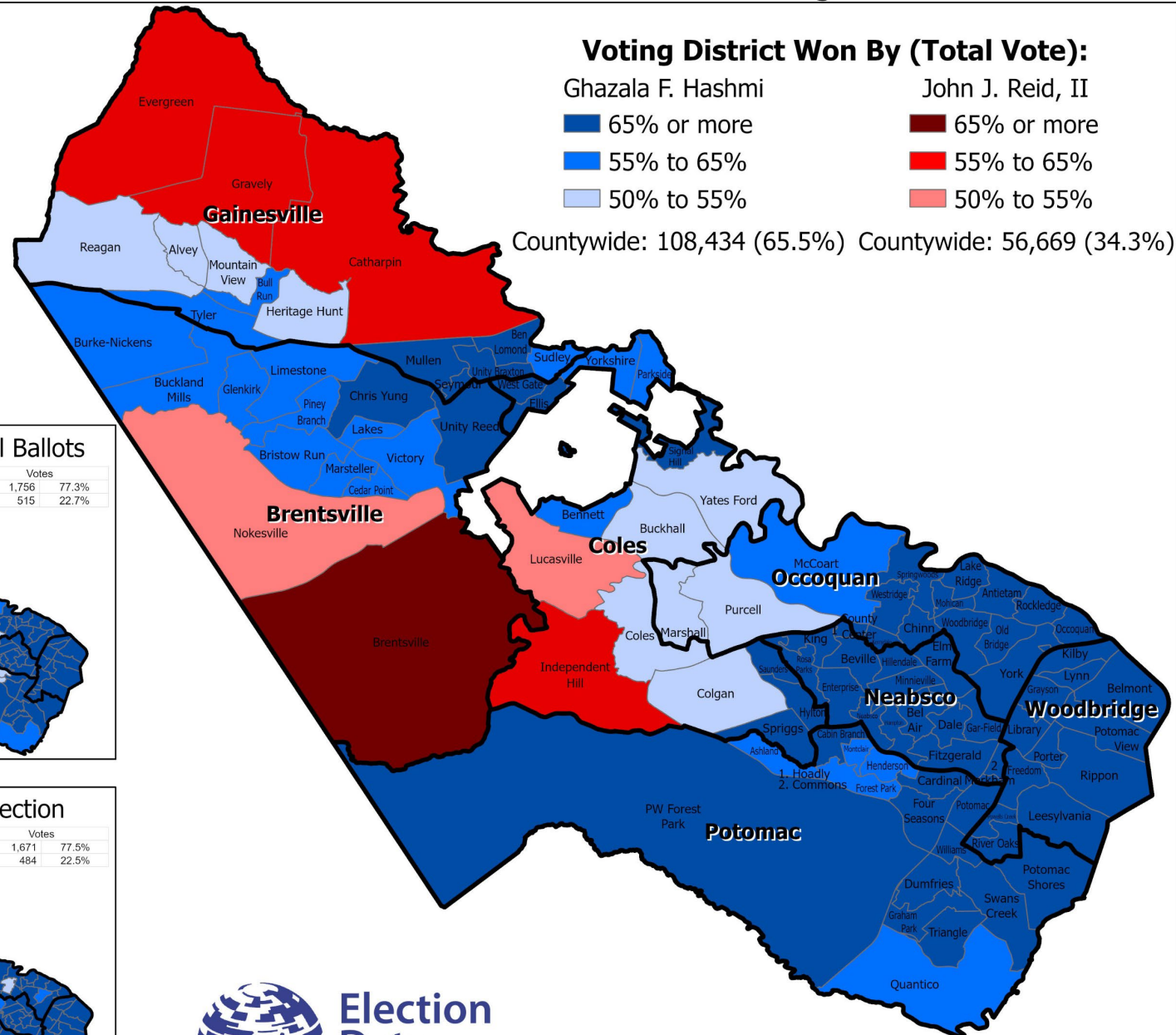
John J. Reid, II

65% or more

55% to 65%

50% to 55%


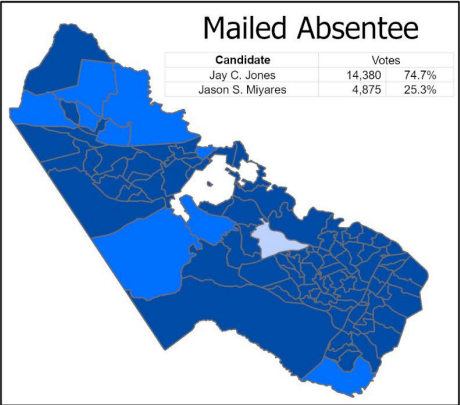



Countywide: 108,434 (65.5%) Countywide: 56,669 (34.3%)



Election
Data
Services

Prince William County - 2025 General Election - Attorney General of Virginia

Voting District Won By Voting Type:



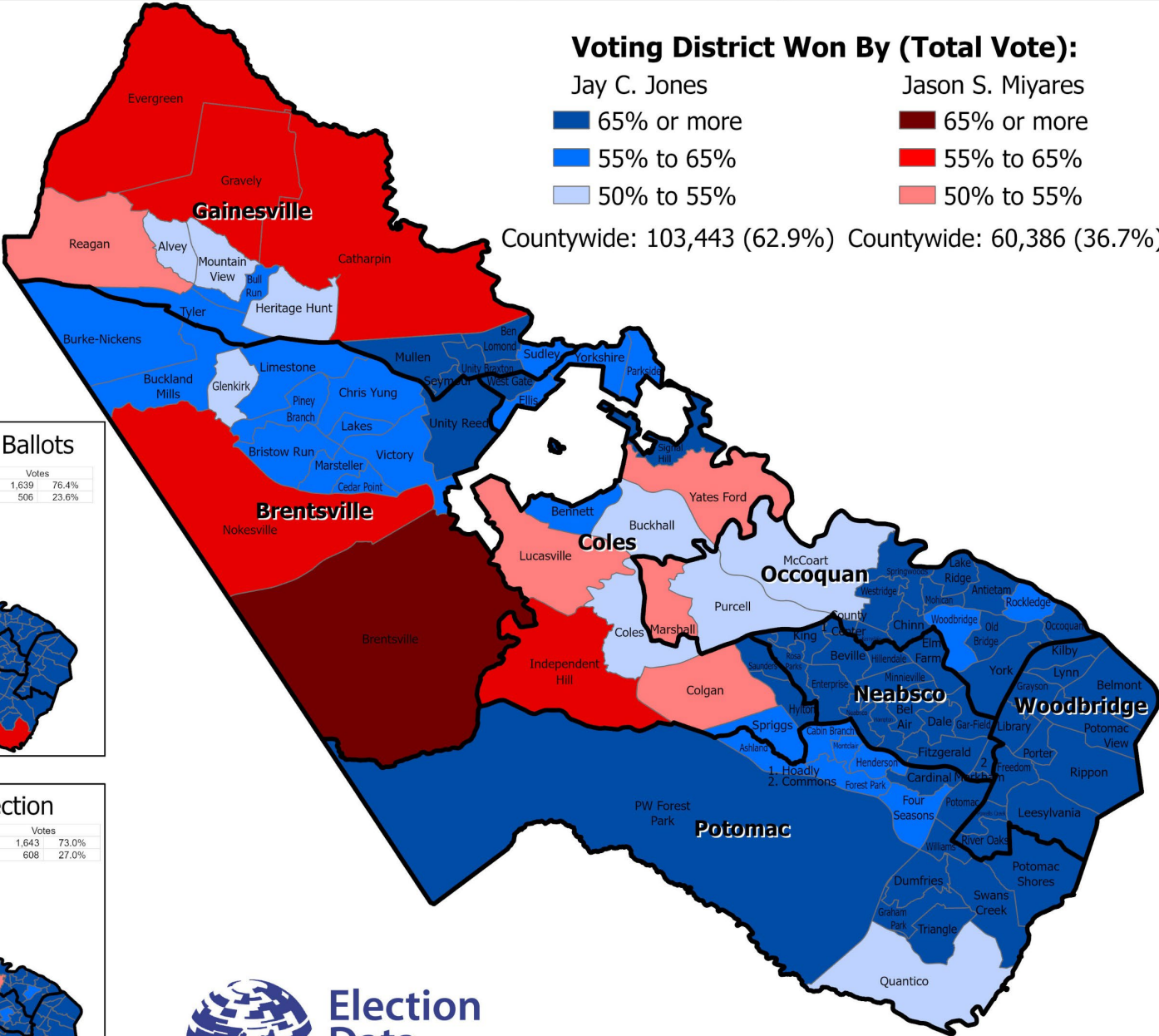
Voting District Won By (Total Vote):

- Jay C. Jones

 - 65% or more
 - 55% to 65%
 - 50% to 55%
- Jason S. Miyares

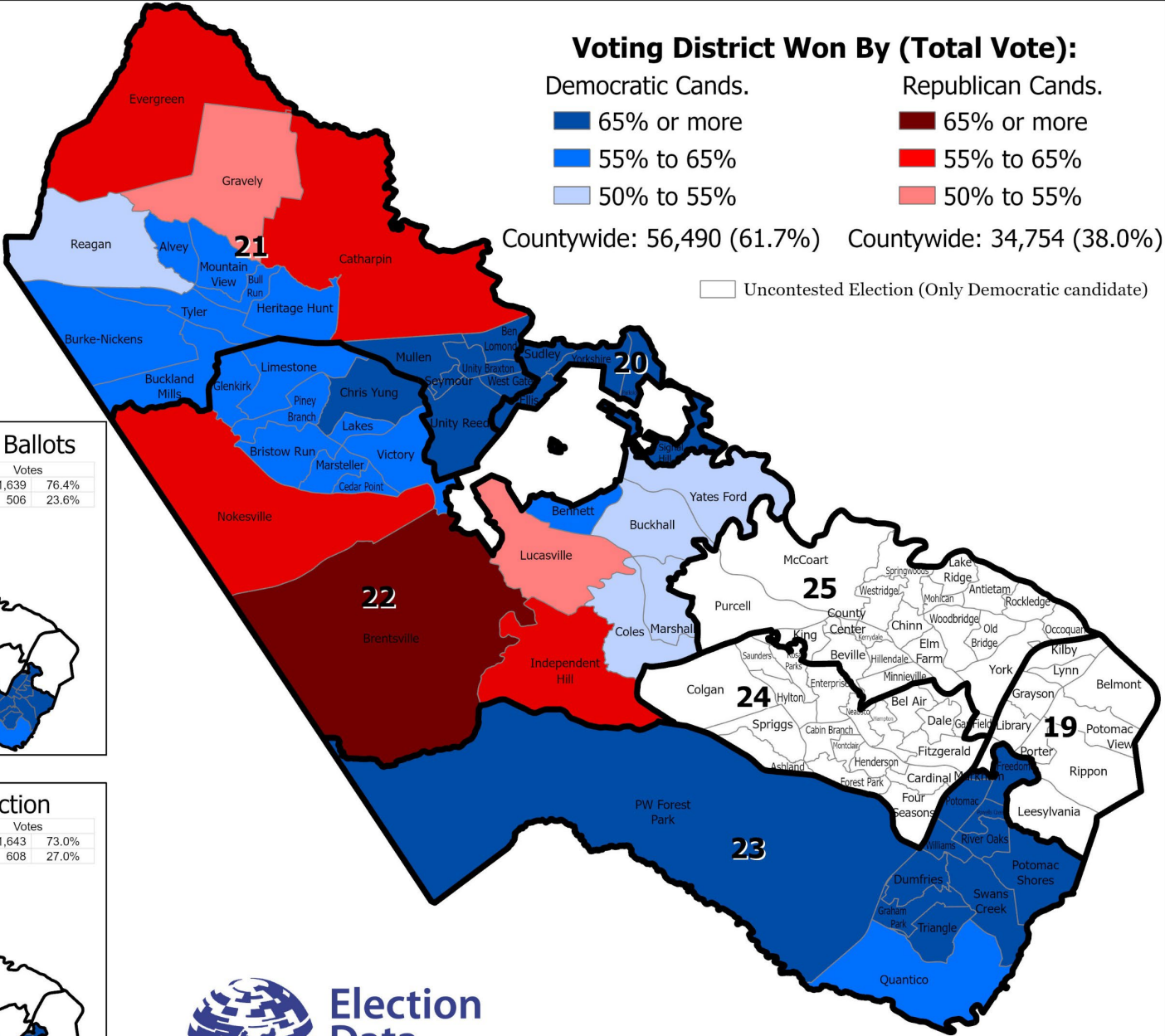


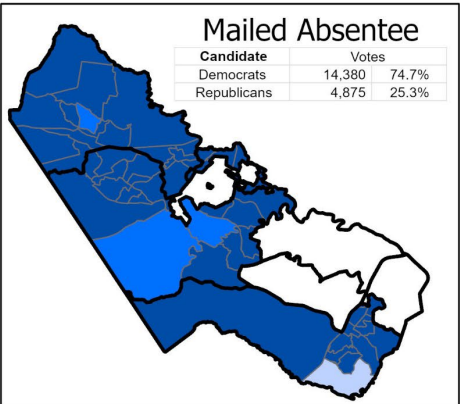


 - 65% or more
 - 55% to 65%
 - 50% to 55%

Countywide: 103,443 (62.9%) Countywide: 60,386 (36.7%)



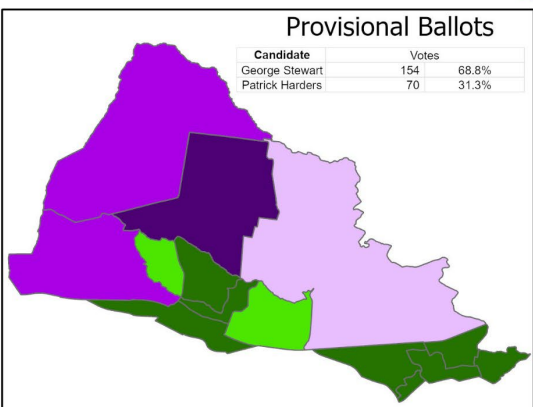
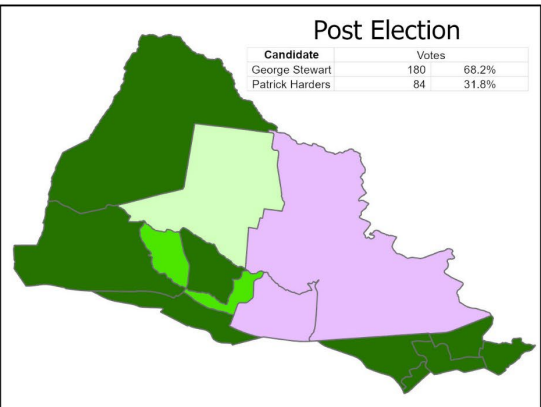
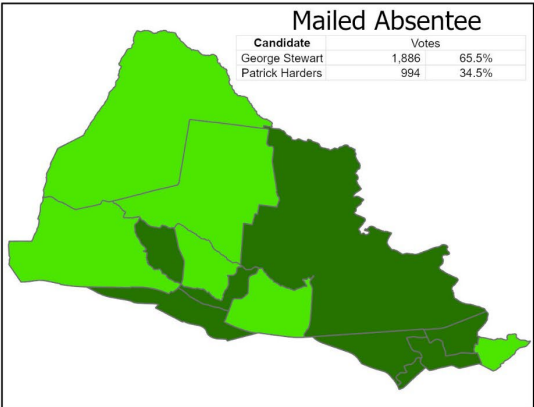
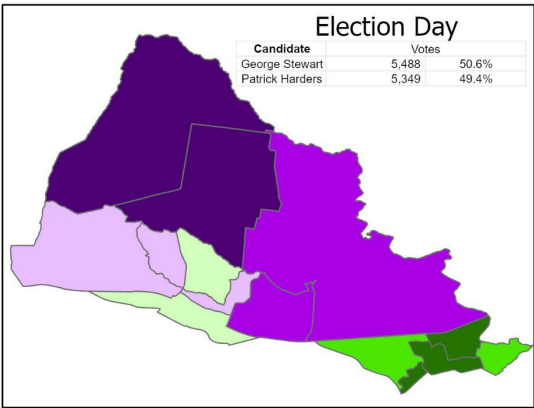
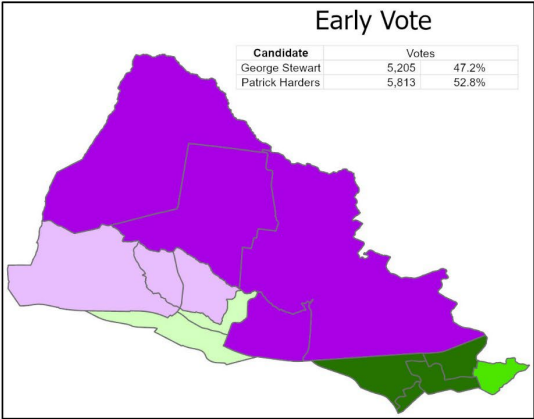
Prince William County - 2025 General Election - State House Races

Voting District Won By Voting Type (contested races):



Prince William County - 2025 General Election - Supervisor - (Gainesville District)

Voting District Won By Voting Type:



Voting District Won By (Total Vote):

George T. Stewart

65% or more

55% to 65%

50% to 55%

Patrick R. Harders

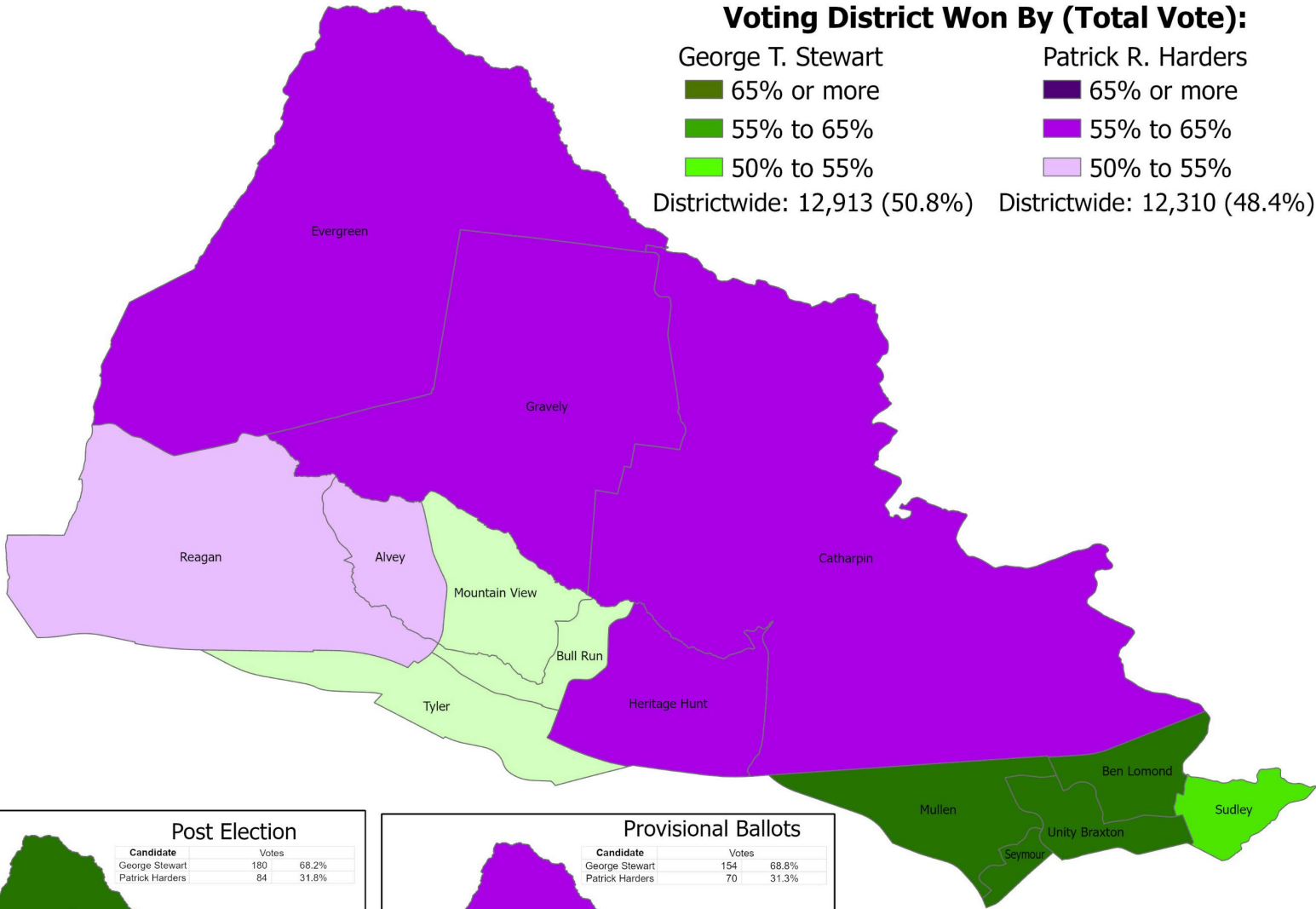
65% or more

55% to 65%

50% to 55%

Districtwide: 12,913 (50.8%)

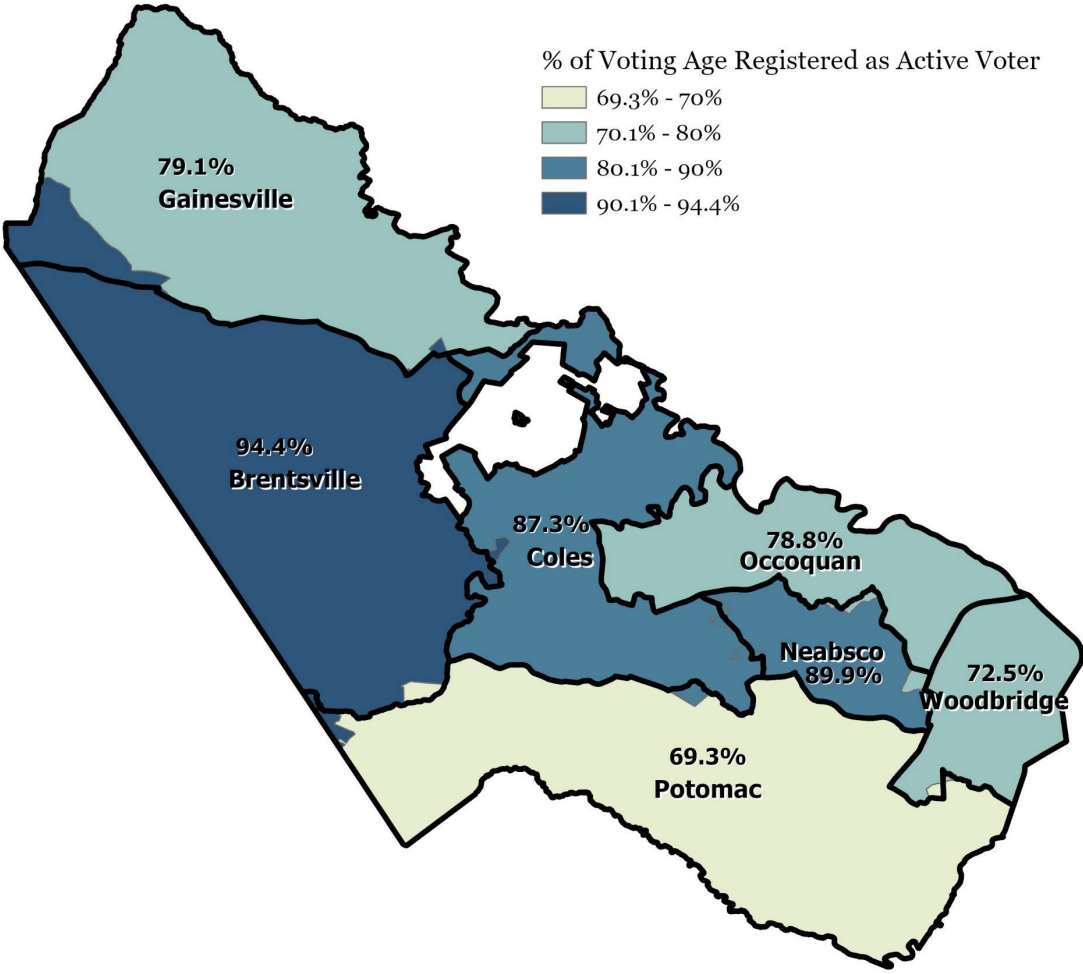
Districtwide: 12,310 (48.4%)



Election
Data
Services

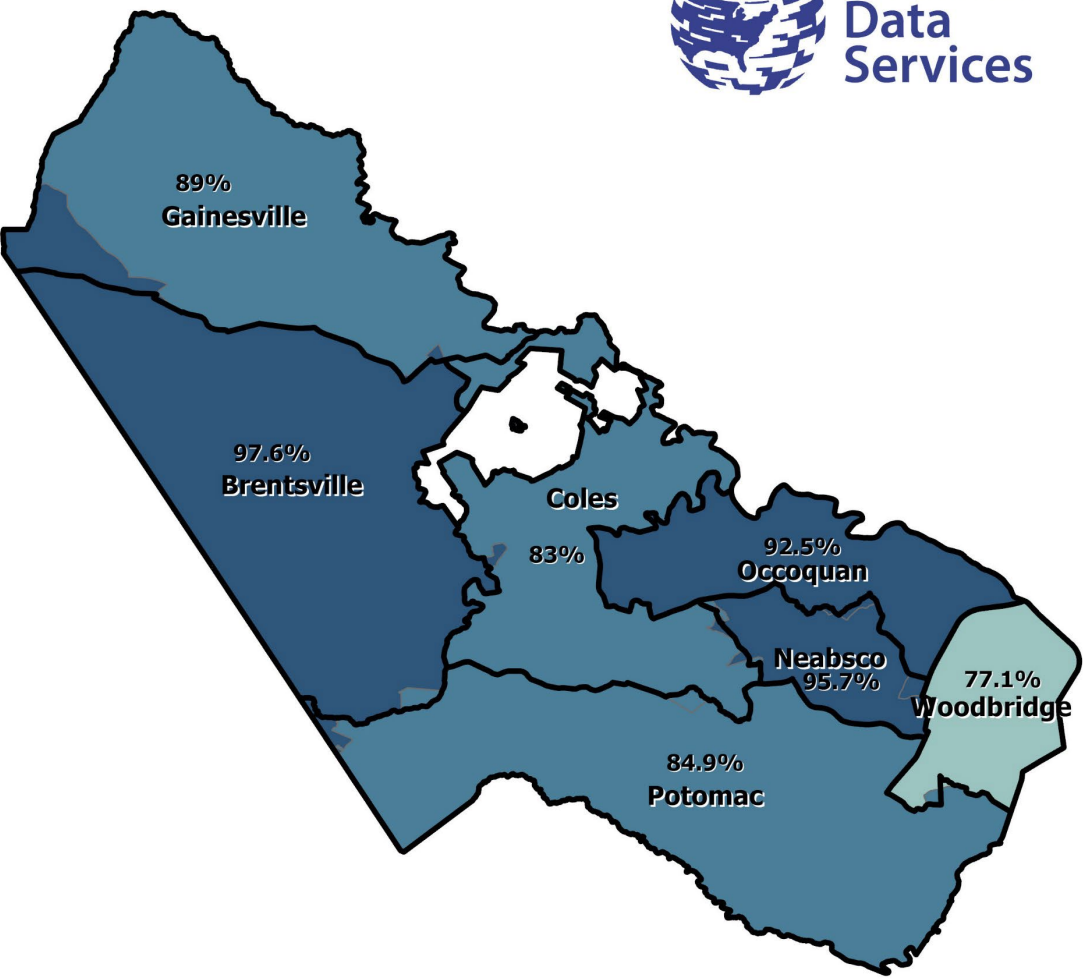
Prince William County - Gubernatorial Elections - Registration Rate (% of Voting Age Population)

2021 (against 2020 Census)



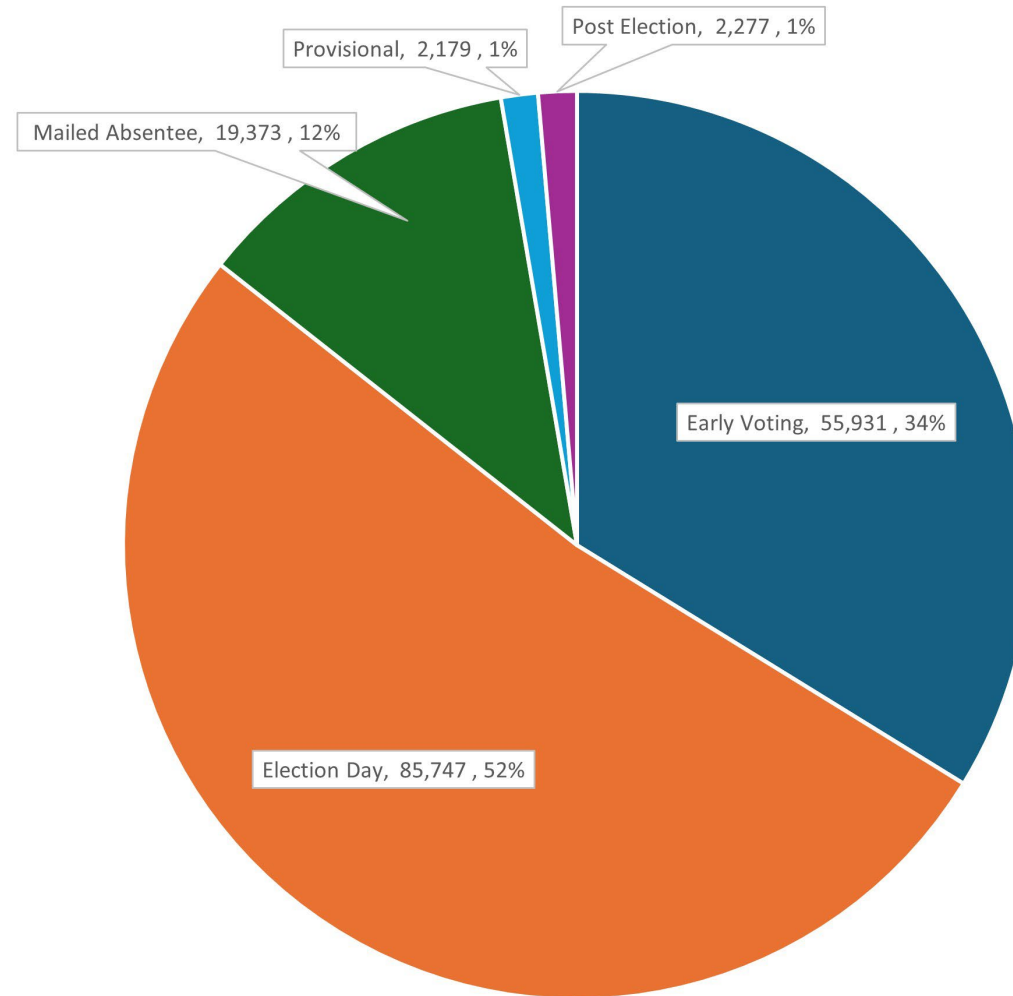
Countywide: 81.6%

2025 (against 2023 ACS 5 year estimates)



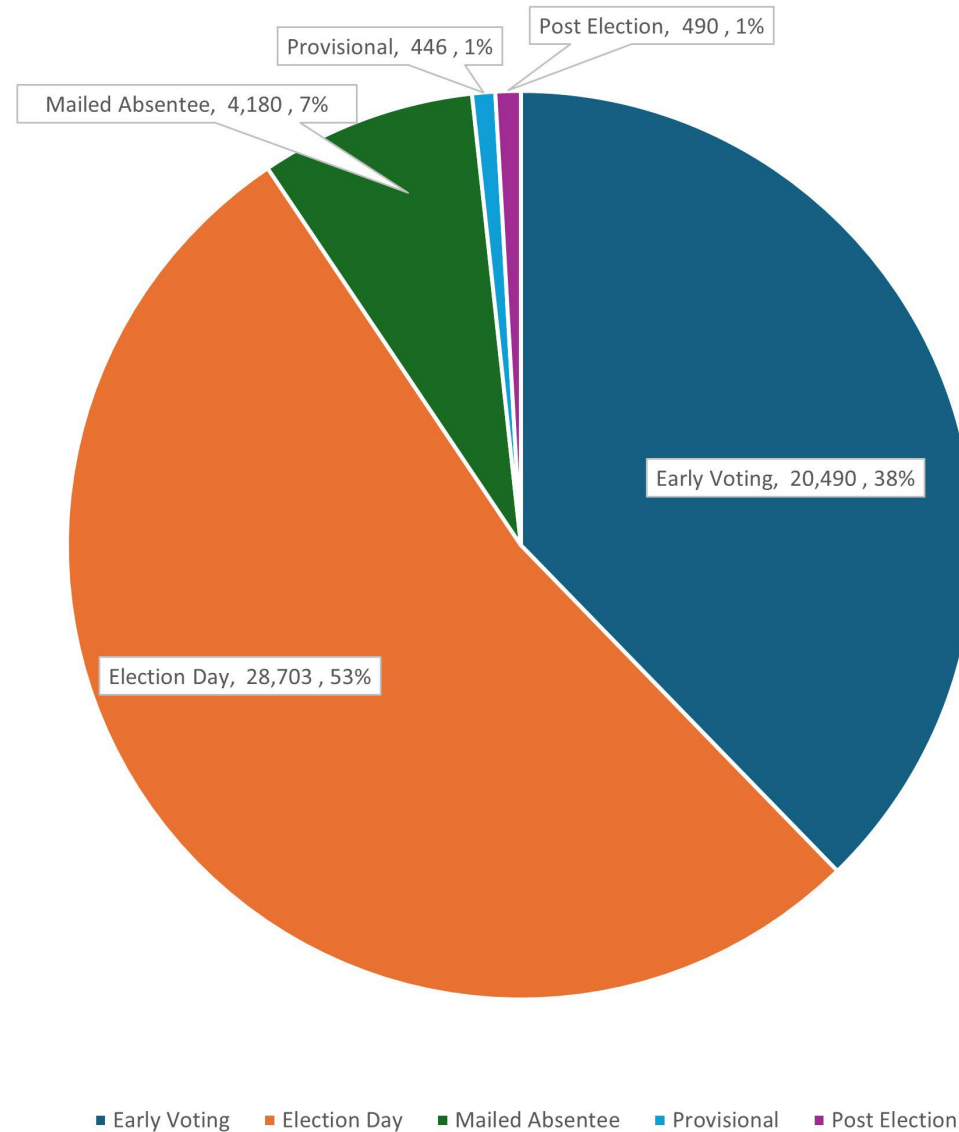
Countywide - 88.5%

2025 Virginia Gubernatorial Election, Prince William County

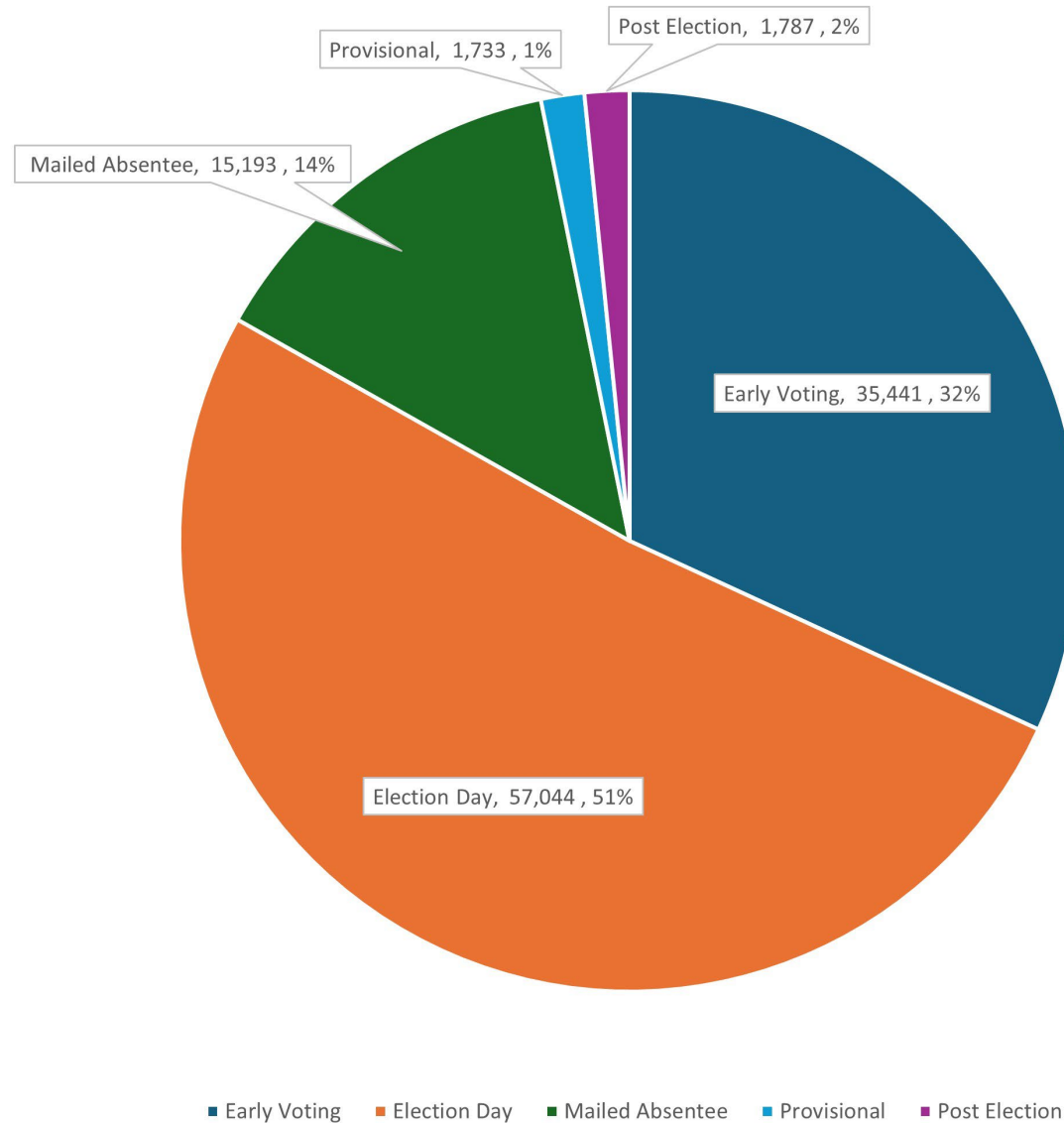


■ Early Voting ■ Election Day ■ Mailed Absentee ■ Provisional ■ Post Election

2025 Virginia Gubernatorial Election for Republican Candidate, Prince William County



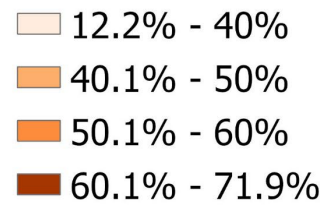
2025 Virginia Gubernatorial Election for Democratic Candidate, Prince William County



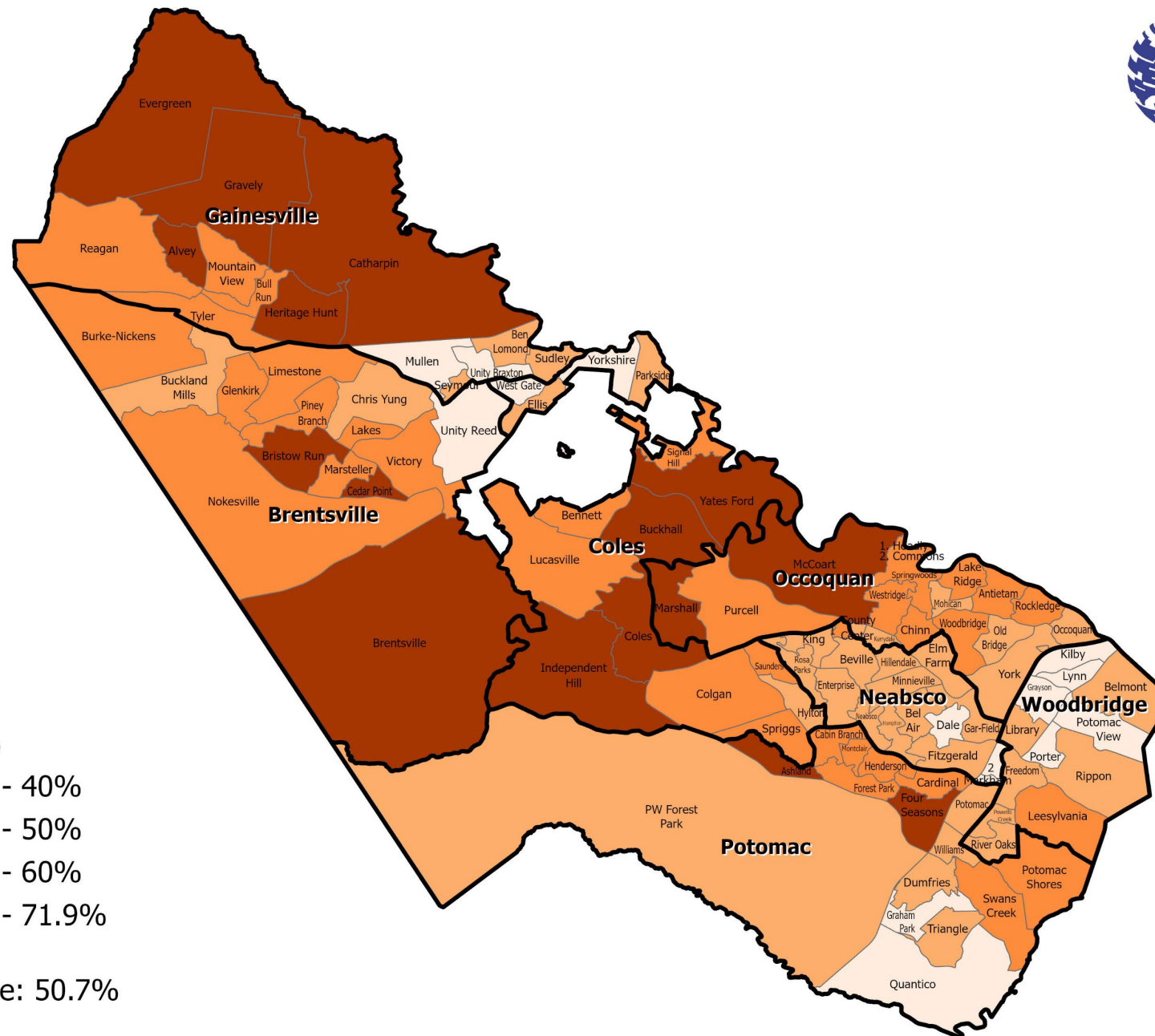
Prince William County - 2025 November General Election - Turnout (% of Total Registered)



Turnout %




Countywide: 50.7%



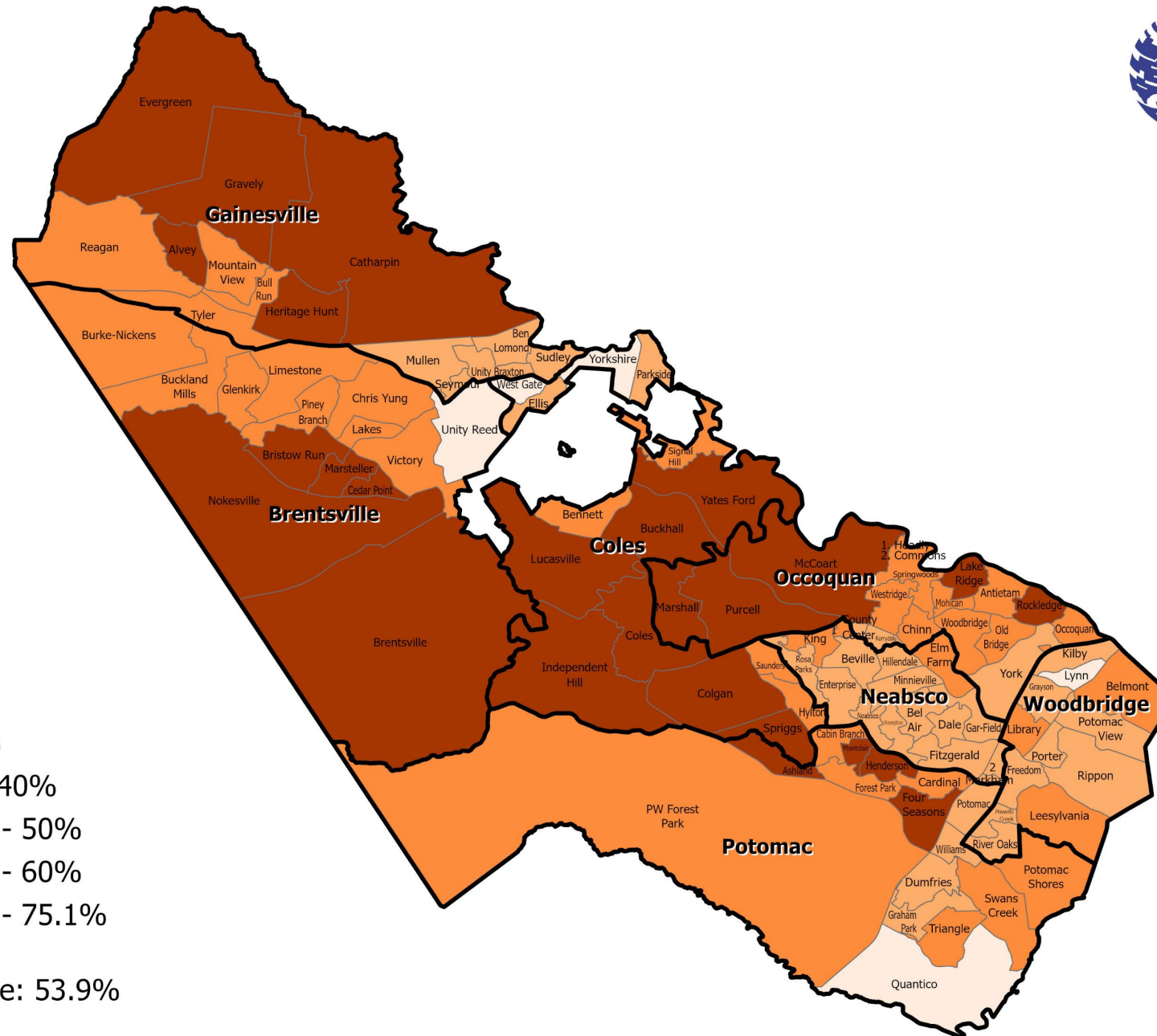
Prince William County - 2025 November General Election - Turnout (% of Active Registered)



Turnout %



Countywide: 53.9%





SECRETARY'S REPORT

Officer Advisory Group

Met with 12 bipartisan Officers to review Officer selection, assignments, and parity

- Officers report smooth operations; limited awareness beyond precinct; unaware of party balance (as intended)

Parity Status (2025 General Election)

- Officer Parity: **93%** compliant (7 precincts short)
- Leadership Parity: **100%**
- Chief Parity (goal): 58%/42% split (16 precincts short)
- *Next: Review policy changes to improve parity*



SECRETARY'S REPORT

Strategic Goals Updates

Oversight: Letter to ELECT (Apr 2025) requesting VERIS read-only access — *no response*.

Accountability: Letter to Commonwealth's Attorney (Nov 2025); response declined prosecution due to case factors. Safeguards prevented improper ballots from being cast.

Transparency: Letter to Attorney General (Oct 2025) regarding Ballot Verifier — *awaiting response*.



APRIL 14, 2025

Commissioner Susan Beals
Virginia Department of Elections
Washington Building, First Floor
1100 Bank Street, Richmond 23219

Dear Commissioner Beals:

The Prince William County Electoral Board (the "Board") is charged with ensuring that elections in the County are administered in accordance with the law, including overseeing and evaluating the performance of the General Registrar. However, the Board has no access to or visibility of the environment where a large portion of those duties are carried out—the Virginia Election and Registration Information System (VERIS).

Title 24.2 of the Code of Virginia and Title 1 of the Virginia Administrative Code define the duties of the Electoral Board and the General Registrar and prescribe the manner by which elections and associated activities shall be administered. Under the Code of Virginia, the Electoral Board appoints the General Registrar and delegates certain duties to the Registrar and the Office of Elections (VA Code §§ 24.2-106.01, 24.2-107, 24.2-109, 24.2-109.1, and 24.2-114), but retains responsibility for oversight and the annual evaluation of the performance of those duties (§24.2-109.1).


Many of the duties of the General Registrar and Department of Election staff are performed within the VERIS database (See, e.g., VA Code §§ 24.2-404 et. Seq.) including processing voter registration applications, marking and updating registration records, and performing voter list maintenance using data from internal sources and external agencies (e.g., the Secretary of the Commonwealth, Virginia State Police, Social Security Administration, Department of Motor Vehicles, Virginia Department of Health, U.S. Postal Service, State and Federal Courts, and others).

To fulfill our oversight role effectively, the Board should be granted read-only access to VERIS. This would allow the Board to retrieve reports, monitor activity in system queues, view and trace voter registration history, and otherwise review and validate actions taken within the database by the Registrar and staff—without the ability to add, delete, or modify any data. Access would remain consistent with the stipulations set forth in 1 VAC § 20-20-90 (recognizing the possibility of both restricted and unrestricted account classes).

Accordingly, the Prince William County Electoral Board respectfully requests read-only access to VERIS to ensure it can properly perform its statutory oversight duties.

Thank you for your consideration in this matter.


Heidi Stirrup
Vice-Chair


Marcus Moyer
Secretary



Marcus Moyer



mmoyer@pwcgov.org



October 22, 2025

The Honorable Jason Miyares
202 North 9th Street
Richmond, Virginia, 23219

Dear Attorney General Miyares,

It is the position of the Electoral Board of Prince William County that residents' confidence in our elections requires "accessibility of information at each stage of the process", and the recognition of the rights of citizens to "participate in elections and to trust that the electoral process is valid."¹

In that spirit, our Board is currently exploring the potential use of Ballot Verifier to enhance legitimacy, trust, and transparency in our electoral process. As part of that review, and in light of the relative novelty of this tool, we respectfully request your opinion regarding its permissibility under the Code of Virginia for use in our elections.

The effectiveness of this tool relies on the public availability of digital images of each ballot and the *Cast Vote Record* ("CVR")—the electronic record indicating how each scanned ballot's marks were tabulated by the machines as votes for candidates and ballot questions. Ballot images and CVRs are already captured by the standard technology used in many ballot scanners, including those deployed in Prince William County, which are manufactured by Hart InterCivic. Whether these records may be made publicly available is determined by state legislatures, election offices, courts, and local jurisdictions. Discussion has centered around the provisions of §24.2-669.

Ballot Verifier is a software platform developed by civic technology firm Civera, which utilizes the digital ballot images captured by scanners along with their corresponding CVRs. It compiles and formats this information for secure publication on the Office of Elections website. This tool enables the public to view digital images of all ballots cast in an election, accompanied by a record of how each ballot was recorded in the CVR. Users are able to filter results by election, precinct, contest, candidate, and voting method (e.g. early, absentee, or Election Day). These results can then be compared to the county's official election results submitted to and published by the Virginia Department of Elections.

Ballot Verifier is currently used in Ada County, Idaho, and Tarrant County, Texas. Other jurisdictions—including Los Angeles County, CA; Dane County, WI; Maricopa County, AZ; several

¹Laura Hinkle, Sarah Walker & Rachel Orey, *Implications of Making Ballot Images and Cast Vote Records Public*, Bipartisan Policy Ctr. (Aug. 17, 2023), <https://bipartisanpolicy.org/explainer/implications-of-making-ballot-images-and-cast-vote-records-public/>.



Colorado counties; and jurisdictions in Kentucky, Washington, Arizona, and New England—employ other tools to make CVRs and/or ballot images publicly available.

Currently, Prince William County posts results tapes online after each election, allowing voters to compare results reported on the state website against the official precinct-level documentation generated by the ballot scanners. We are also considering the implementation of thermal imprinters—an optional accessory for Hart InterCivic's Vanguard ballot scanner designed to enhance *risk-limiting audit* (RLA) capabilities. After a ballot is cast, the imprinter applies a randomized code—the *Imprint ID*—to each ballot. This identifier is included in the corresponding CVR. In *Results*, Hart's tabulation module, the Imprint ID associated with each CVR is included in reports generated by the *Results Auditing Dashboard*, enabling and streamlining ballot-level auditability.

Expanding these practices to include online access to CVRs and ballot images through Ballot Verifier would allow any citizen or organization to conduct a full, independent and self-guided audit of each election, effectively “turning [...] a black box into a glass box,” as described by Civera CEO Adam Friedman.

We believe this combination of tools would set a new high bar for election transparency, accountability, and public trust—without compromising ballot secrecy or election security.

Accordingly, we respectfully seek your opinion on the legality of using Ballot Verifier technology under the Code of Virginia.

Respectfully,

Marcus Moyer
Secretary
Prince William County Electoral Board
Prince William County, Virginia



Marcus Moyer



mmoyer@pwcgov.org



September 2, 2025

The Honorable Amy Ashworth
9311 Lee Avenue, Suite 200
Manassas, Virginia 20110

Dear Commonwealth's Attorney Ashworth,

During the 2024 General Election, the Prince William County Office of Elections identified three apparent violations of Virginia election law under Va. Code §24.2:

1. An individual that allegedly attempted to cast an absentee ballot for a deceased person;
2. A voter that allegedly attempted to vote twice; and
3. An individual that allegedly provided improper assistance to a disabled voter.

These cases were referred to your office by our General Registrar, Mr. Eric Olsen, on October 26, 2024, with supporting documentation.

Your office informed Mr. Olsen by phone that prosecution would not be pursued. However, it remains unclear whether that decision followed an investigation, a finding of insufficient evidence, or a determination without further inquiry.

The Electoral Board seeks to understand how such matters are evaluated and resolved. Accordingly, the Board respectfully requests guidance on the criteria we should use when determining when to refer cases and what information or data should be provided to the Commonwealth's Attorney's Office when considering potential election violations.

We appreciate your attention to this matter and look forward to your response.

Signed,

Keith Scarborough
Chairman


Heidi Stirrup
Vice-Chair

Marcus Moyer
Secretary

GENERAL REGISTRAR'S REPORT



ELECTION REVIEW: 2025 GENERAL



ELECTION NIGHT



Election
Review:
2025
General

"I would like to thank my opponent for a hard fought race. The Lieutenant Governor's (Earle-Sears) story, her military service, and her years of service to Virginia — deserve our respect. ... and to those Virginians who did not vote for me — I want you to know that my goal and intent is to serve all Virginians."

-Abigail Spanberger, 11/4/25

ELECTION NIGHT



Election
Review:
2025
General

"I wished her success. If she is successful, Virginia will be successful. That's what I wished for her. And I asked her to support policies that will unite us, that will not divide us, that strengthen our families and keep us safe. And, that if I ever could be of help doing that, I'm here, I'm ready to volunteer."

-Winsome Earle-Sears, 11/4/25

ELECTION NIGHT



Election
Review:
2025
General

“Let me first start by thanking Jason Miyares for his service to our Commonwealth. In the weeks ahead I look forward to sitting down with him to talk about where we can work together to do what’s best for this Commonwealth.”

-Jay Jones, 11/4/25

ELECTION NIGHT



Election
Review:
2025
General

"As the hallmark of our democracy, I wish Jay Jones the best in this job. I know given the circumstances of the last six weeks, many of my supporters will find that difficult, but the reason I wish Jay the best is because we, the people of Virginia, need it."

-Jason Miyares, 11/4/25

OVERVIEW



Election
Review:
2025
General

- Elections are run very well in Virginia
- Gives voters many options – mail, early, or E.D.
- All are secure processes with redundant features
- Elections are not perfect, but damn near close
- PWC has received multiple awards for transparency and best practices this year
- Goal: Review successes, areas for improvement

VOTER TURNOUT



Election
Review:
2025
General

Overview

- **Highest gubernatorial turnout in two decades in PWC** at 50.5% voter turnout
- 13,000+ more voters than 2021
- Consistent upward trend of participation in recent elections

VOTER TURNOUT

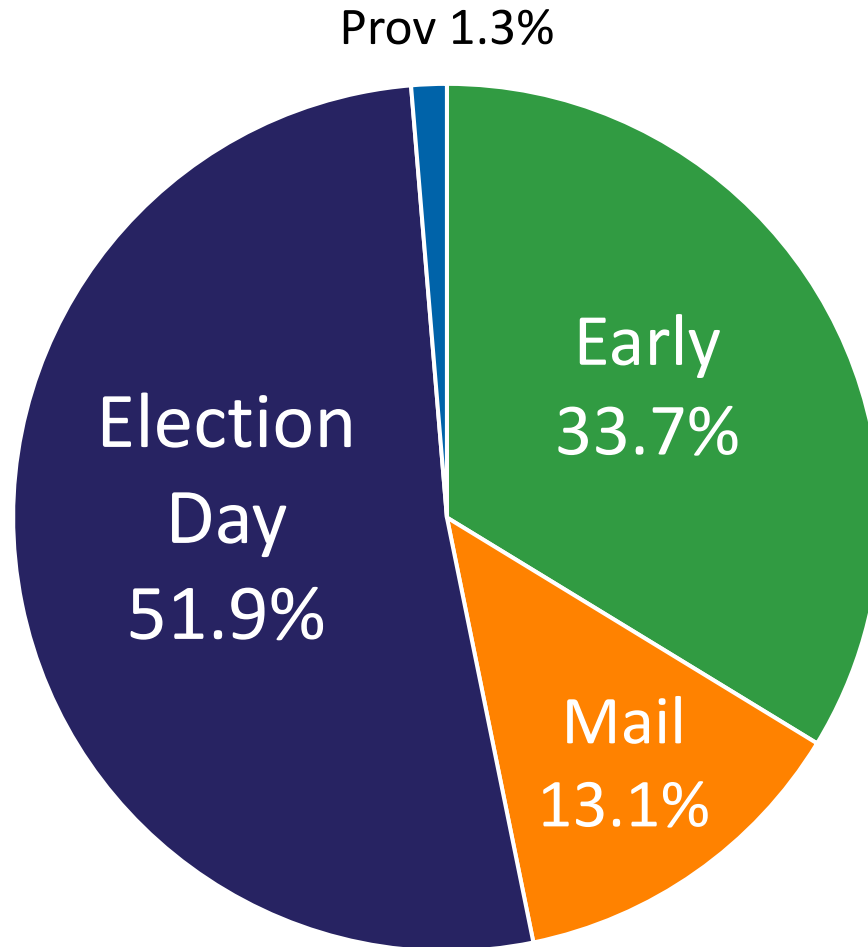


Election
Review:
2025
General

Election Date	Reg. Voters	Turnout	PWC %	State %
4-Nov-25	329,339	166,405	50.5%	54.3%
2-Nov-21	306,024	153,121	50.0%	54.9%
7-Nov-17	271,499	122,633	45.0%	47.6%
5-Nov-13	249,857	103,792	42.0%	43.0%
3-Nov-09	216,291	79,569	37.0%	40.4%

*Consistent lag in participation by
PWC voters of 3-4% behind state average*

VOTER TURNOUT



**Election
Review:
2025
General**

EARLY/MAIL VOTING



Election
Review:
2025
General

2021

39.8%

of voters

2025

46.9%

of voters

*Election Day continues to be the most common way to vote, **but early and mail voting continue to grow** and will likely surpass it in the near future*



17.8% in PWC
18.8% in Virginia
compared to 2021

EARLY VOTING



Election
Review:
2025
General

Overview

- One-third of voters used early voting
- Ordinance from 2024 mostly working well, top complaint is the DMV not being open
- **Wait times have been nonexistent**
- Outstanding job by Operations Team and election officers at these sites

EARLY VOTING

Total Voters by Site

<u>Main Office</u>	<u>12,636</u>
DMV	14,722
Haymarket	14,705
Ferlazzo	5,966
Dumfries	4,494
Brentsville	3,587



Election
Review:
2025
General

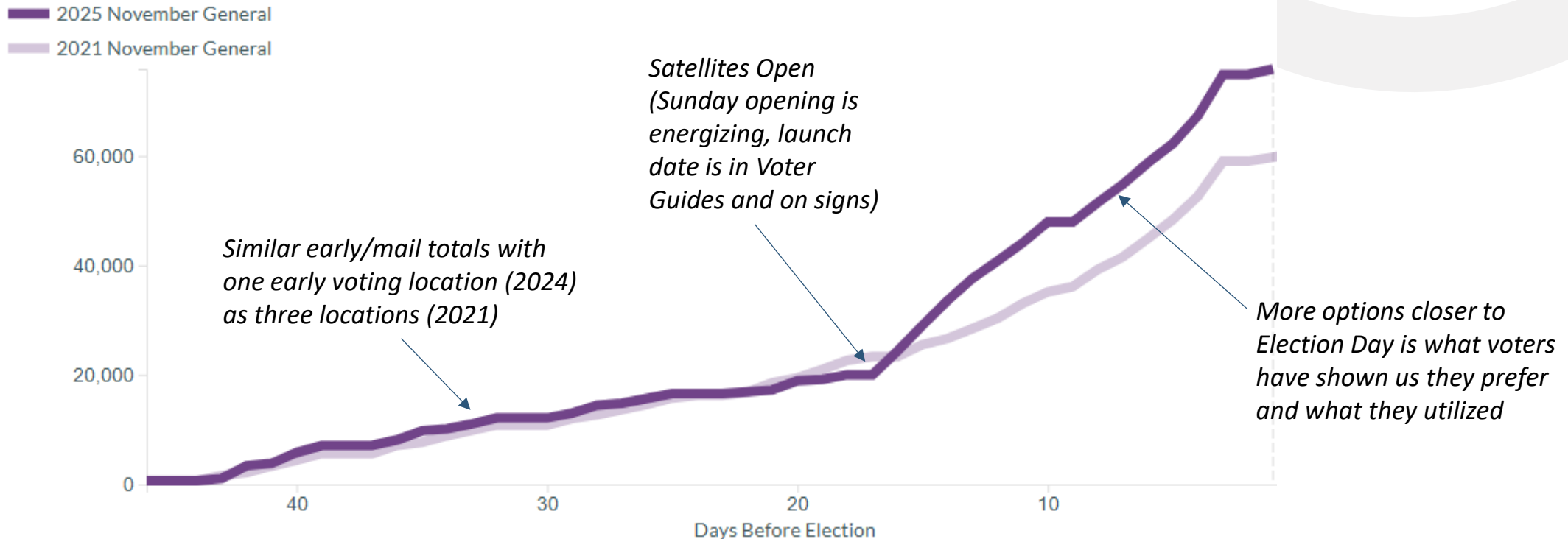


EARLY VOTING



Election
Review:
2025
General

Early & Mail Voting – 2021 vs. 2025



Source: VPAP

EARLY VOTING



**Election
Review:
2025
General**

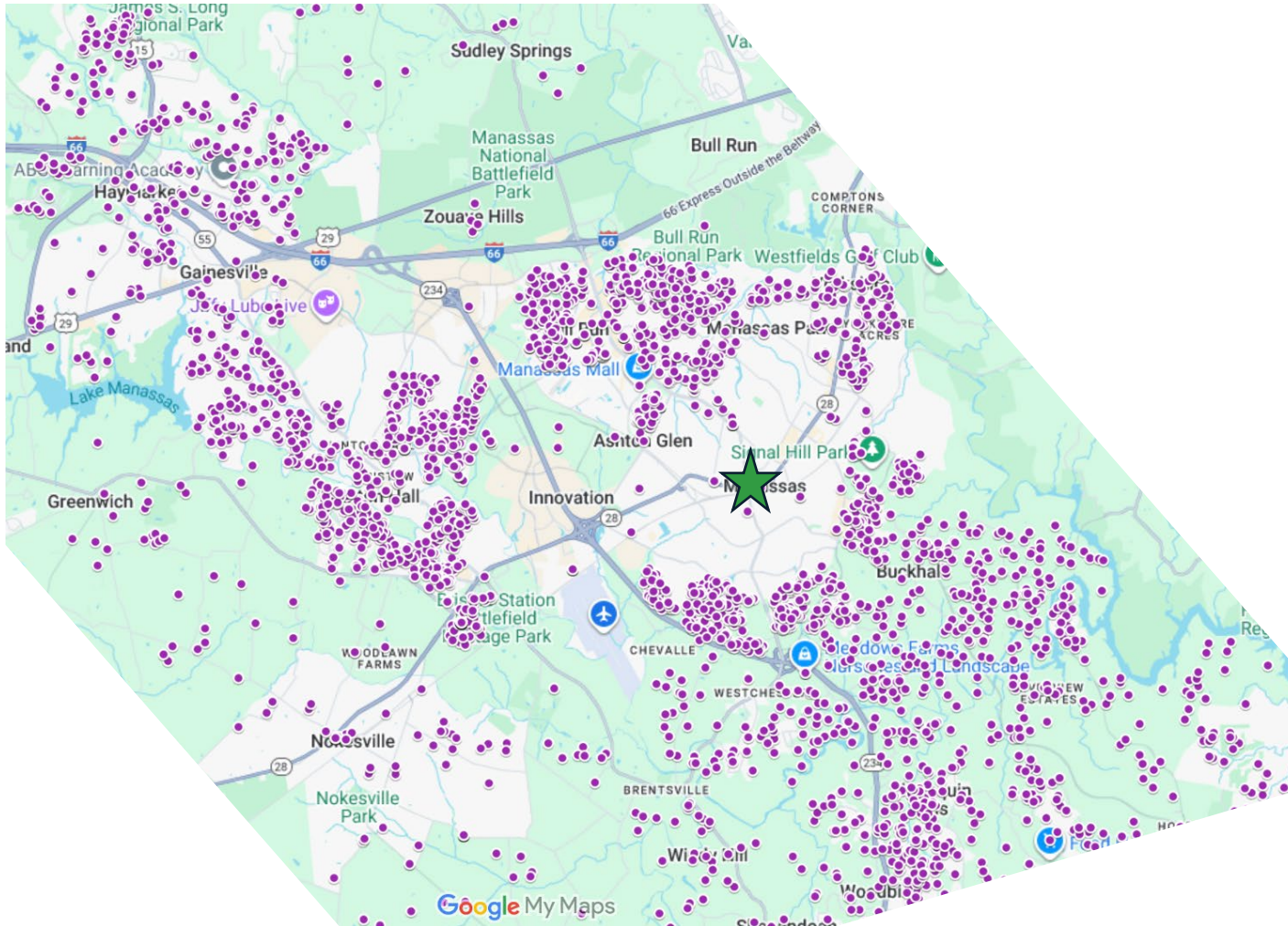
Early Voters by District Before Satellites Open

Mag. District	Voters	Turnout %
Coles (200s)	2,346	5.17%
Brentsville (100s)	1,728	3.35%
Occoquan (500s)	1,061	2.15%
Gainesville (400s)	976	1.99%
Potomac (300s)	432	0.89%
Neabsco (600s)	286	0.66%
Woodbridge (700s)	224	0.53%

EARLY VOTING



Election
Review:
2025
General



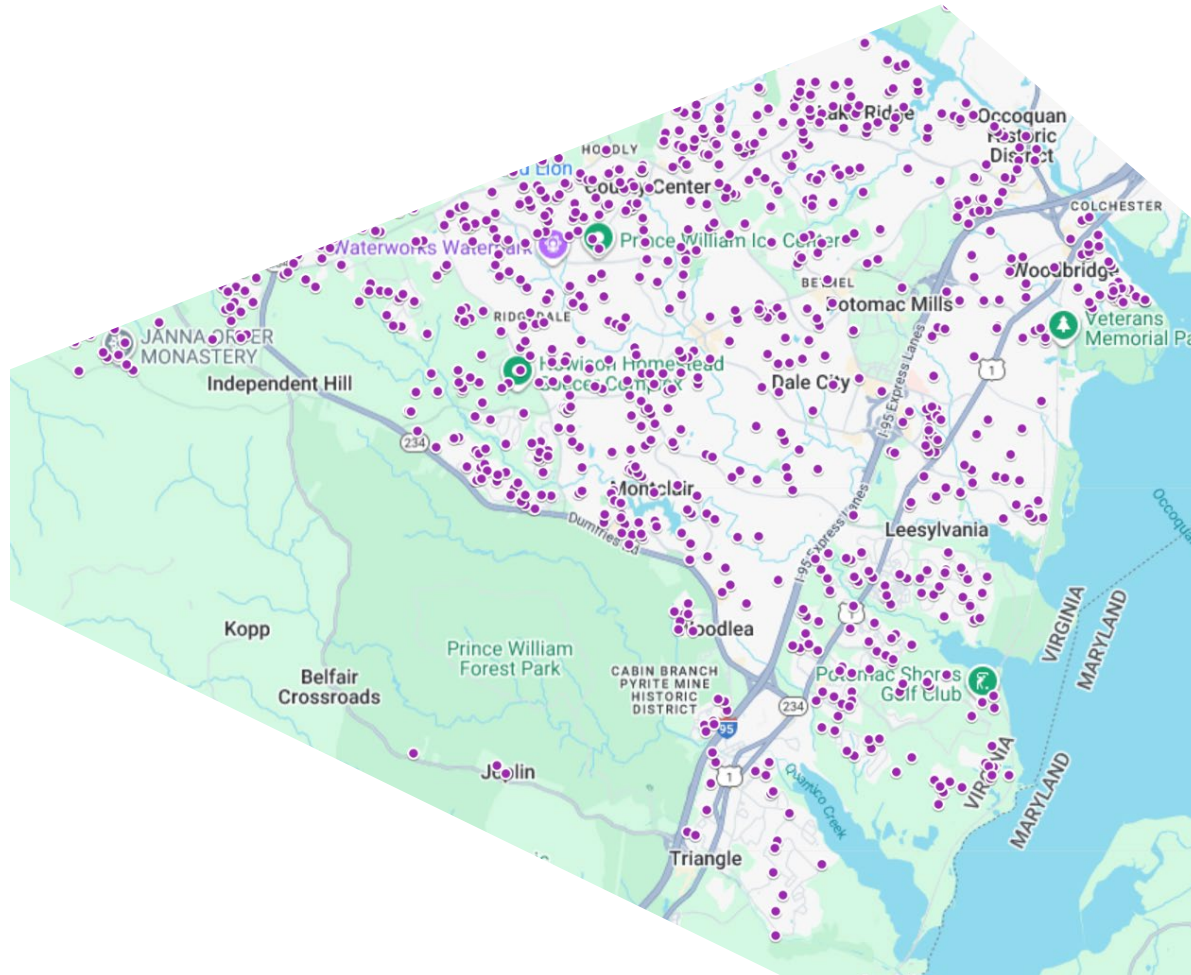
Western County

Early Voting at Main Office
Before Satellite Locations

EARLY VOTING



Election
Review:
2025
General



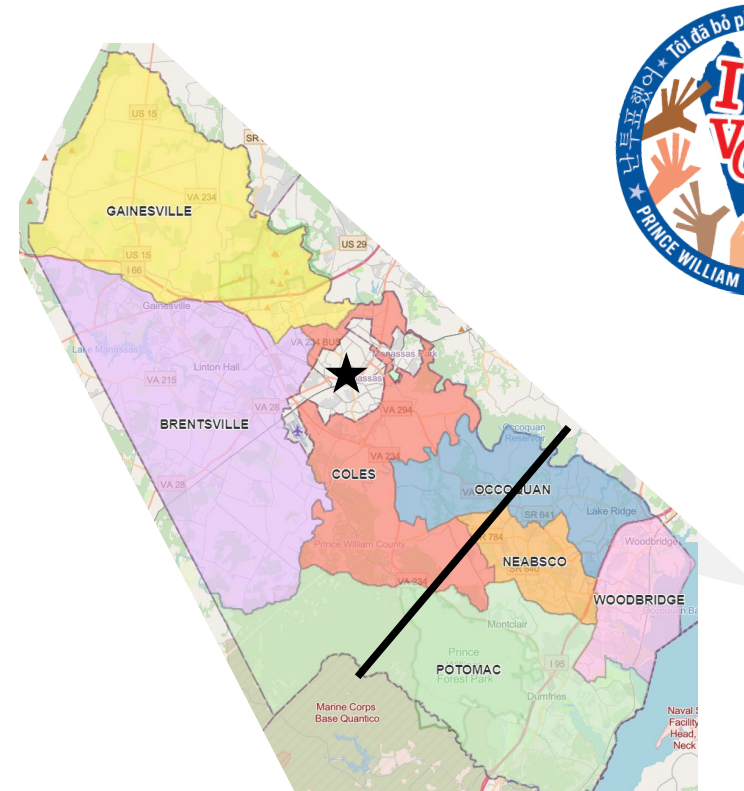
Eastern County

Early Voting at Main Office
Before Satellite Locations

EARLY VOTING

Drive Time to Office of Elections

Neighborhood/Area	Avg. Minutes
Haymarket	20.3
Gainesville	16.7
Linton Hall/Bristow	15.7
North Manassas	11.7
Dale City	27.0
Lake Ridge	26.3
Montclair	31.0
Dumfries	33.0
Woodbridge	36.7
West County Avg.	16
East County Avg.	31



Election
Review:
2025
General

*DMV is 10-17 minutes from
these East County locations*

EARLY VOTING



Election
Review:
2025
General

Recommendations to Ordinance

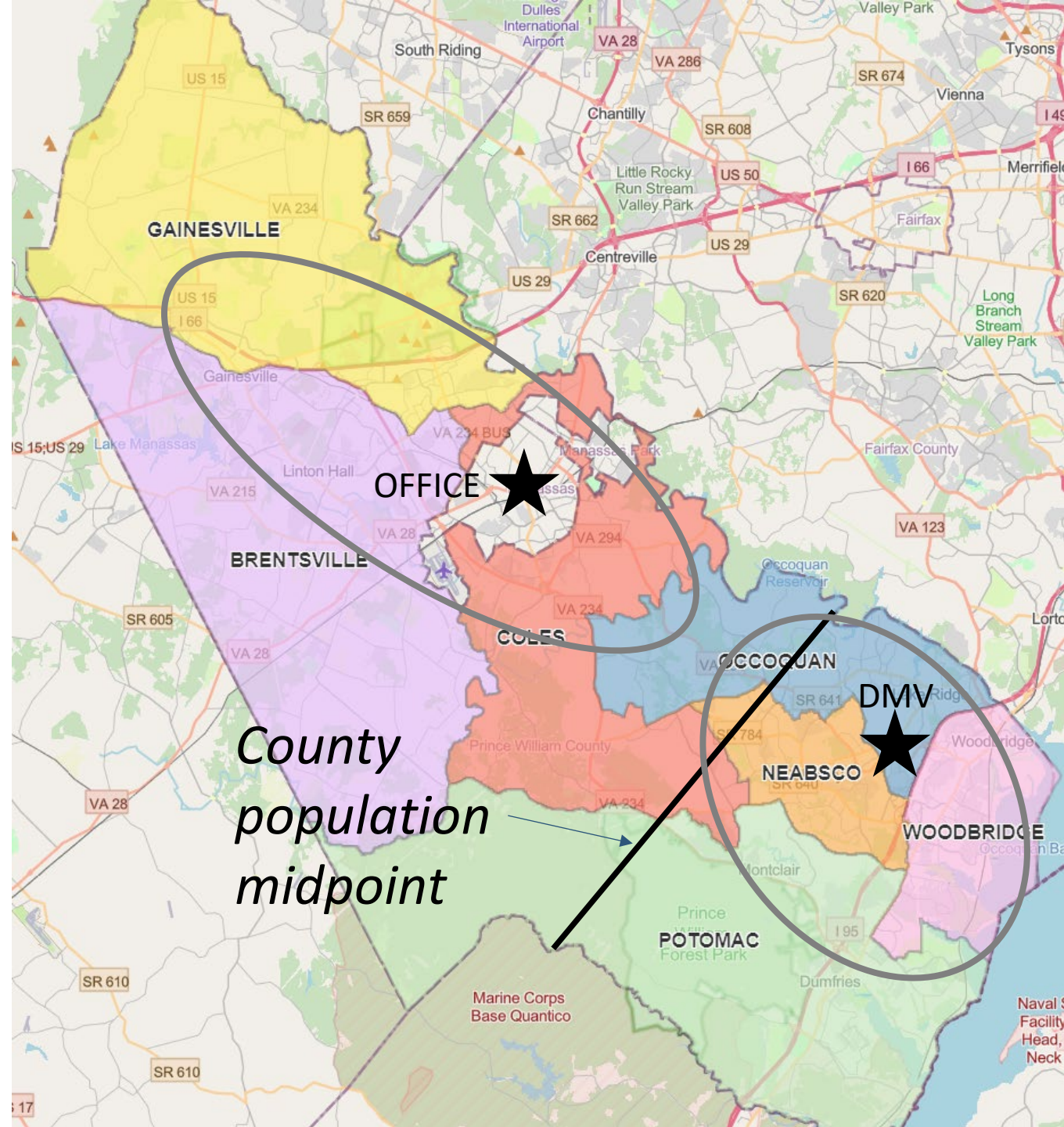
Open DMV for 45 days for General Elections

- Covers the county with two central locations
- “Goldilocks” between one site and three
- Puts 90%+ of PWC voters within 20 minutes
- Both Office/DMV are both locations we control
- DMV is too small to increase voter throughput
- Early voting will continue to grow

EARLY VOTING



Election
Review:
2025
General



EARLY VOTING



Election
Review:
2025
General

Recommendations to Ordinance

Long Term: Replace/Expand Brentsville Courthouse

- Voting room is too small
- Not on a major road or utilized location
- Costs money each election to pay H.P. staff
- Could expand this setup to:
 - Location in Bristow/Linton Hall
 - Location along Rt. 234 like Kelly Center

EARLY VOTING



Election
Review:
2025
General

Voter Convenience is the Focus

- Early voting turnout does not equate to overall turnout
- Motivation, issues, and candidates drive turnout by party, not early voting locations
- Continue to make data-driven, incremental suggestions to the BOCS

MAIL VOTING



Election
Review:
2025
General

Participation

- 29,879 applications
- 21,775 mail ballots cast
- 73% turnout rate (+ rejects/prov. voters)
- Significant increase in early ballots returned
 - 11,200+ ballots returned in first 3 weeks
- Excellent work by the mail voting team

MAIL VOTING



Election
Review:
2025
General

Ballot Curing

When a mail ballot envelope has an issue that Virginia Code prevents from being eligible to be counted unless the voter “cures” that issue (returns a form, comes to the Office, reissued ballot, etc. are all valid “cures”)

MAIL VOTING



**Election
Review:
2025
General**


Mail Ballot Curing

22,011 mail ballots returned

- 21,774 mail ballots counted
- 237 rejected mail ballots

990 mail ballots needing cure

- 753 cured, 237 not cured
- 76% cure rate (PWC high)



MAIL VOTING

Ballots
returned
the week
before
Election
Day or
later are
twice as
likely to be
rejected



88% cure rate




46% cure rate



Election
Review:
2025
General

MAIL VOTING



Election
Review:
2025
General

Ballot Curing – PWC General Elections

	2022	2023	2024	2025
Need Cure	3.9%	4.1%	2.9%	4.5%
Cure Rate	53%	62%	64%	76%



MAIL VOTING

Envelope Challenges

- Missing YOB and SSN had been the most common issues in recent elections
- Modified form to correct this
- Reduced YOB/SSN missing, but increased the number of missing signatures



**Election
Review:
2025
General**

REQUIRED INFORMATION INFORMACIÓN REQUERIDA

Use the box below to complete the Statement of Voter.
Use el cuadro a continuación para completar la Declaración del Votante.

First/Nombre	Middle/Segundo Nombre	Last/Apellido	Suffix/Sufijo
Address/Dirección			
City/Ciudad		Zip Code/Código Postal	
Year of Birth/Año de nacimiento		Last 4 of SSN # / Los últimos 4 de SSN #	
Signature of Voter/Firma			Date/Fecha

Reasons for Ballots Needing Cure

**Some ballots contain multiple issues*

MAIL VOTING



**Election
Review:
2025
General**

Cure Rate Improvement Reasons

- Improved state cure form
- Improved communication by our Office
- Automated processes to contact voters

MAIL VOTING



Election
Review:
2025
General

County Comparison – 2025 General

	Need Cure	Cure Rate	Rejected Ballots
PWC	4.5%	76%	1.07%
Loudoun	3.0%	72%	0.86%

ELECTION DAY



**Election
Review:
2025
General**

Overall Review

The Operations Team continues to test all equipment, prepare facilities, and meet the logistical needs of 103 facilities and officer teams to ensure the voting process is safe, smooth, and accurate

ELECTION DAY



Election
Review:
2025
General

Call Log

Chief HQ (Officer Support): 247

Main Office (Election Day): 383

Main Office (Early Voting): 440

Total: 1,070

Concerns/Complaints: 22 (2.1%)

ELECTION DAY



Election
Review:
2025
General

Call Log: Concerns/Complaints (22)

Campaigners/Other Voters	6
Officer Mistakes	5
Miscellaneous	5
Privacy Issues	2
Facility Issues	2
Registration Issues	2



ELECTION DAY



**Election
Review:
2025
General**

Equipment Deployed

- 326 pollbooks deployed
- 120 ballot scanners deployed
- 103 ADA machines deployed

No scanner or pollbook failures Election Day

- 1 scanner failure during early voting

ELECTION DAY



**Election
Review:
2025
General**

Chief HQ

- Only 25 calls logged in first hour (5-6 am)
- Extremely low and equates to only a few calls per support line
- Only 10 calls to support pollbooks before opening of polling places at 6:00 am

ELECTION DAY

Voter Arrival Rate by Hour on Election Day, PWC

Hour	Voters	%
0600	4,707	5.45%
0700	5,900	6.83%
0800	6,447	7.47%
0900	6,298	7.30%
1000	6,654	7.71%
1100	6,564	7.60%
1200	6,158	7.13%
1300	5,889	6.82%
1400	5,985	6.93%
1500	7,185	8.32%
1600	8,318	9.64%
1700	9,519	11.03%
1800	6,702	7.76%
Total	86,325	



**Election
Review:
2025
General**

*Election Day voting surged
from 3:00 pm – 6:00pm,
consistent otherwise*

ELECTION DAY



Election
Review:
2025
General

Notes

- Pollbooks performed much better than past elections (some ID scanners need replacement)
- Difficult campaigners or observers were the most significant issues of the day for officers (but also low overall)

ELECTION DAY



Election
Review:
2025
General

Voter Credit vs. Ballots Cast

Election Day = 70 less check ins (0.08%)

Early Voting = 5 less check in (0.009%)

- Indicates highly accurate work by officers
- Indicates more experienced Early Voting officers make fewer mistakes, not pollbooks

ELECTION OFFICERS



Election
Review:
2025
General

Staffing Overview

- Our team continues to meet a complex list of required staffing, parity, officer, and Electoral Board demands to make sure officer teams are well supported
- Staffing was excellent across the board
- Officers rate the staffing team very highly

ELECTION OFFICERS



**Election
Review:
2025
General**

Staffing Parity


- Parity for all early/mail voting teams
- Compliance with leadership parity
- All precincts had officers of both parties in equal number or one off (10/20 final)
- Only 7 precincts (of 103) not meeting odd/even compliance in final draft

ELECTION OFFICERS



Election
Review:
2025
General

Goal = 728 Election Day Precinct Officers

	Final Draft	Election Day
Democrat	320	315
Republican	331	308
Non-Party	<u>143</u>	<u>126</u>
Total	794	749 

ELECTION OFFICERS



**Election
Review:
2025
General**

Other Staffing Notes

- 62 Language Officers provided support for voters in Spanish
- Show up rate was 97.3% on Election Day
- Staffing team have taken a weak spot (staffing) and made it an agency strength

ELECTION OFFICERS



**Election
Review:
2025
General**

Improvements

- Made upgrades to database tools
- Weekly informational emails sent to officers
- More than 400 post-election survey responses
 - Rating of staffing team by officers:
 - 86% excellent, 13% Good, 1% Fair/Poor
 - 90% of officers are “very likely” to return

ELECTION OFFICERS



Election
Review:
2025
General

Staffing Rating – Officer Leadership

Staffing	Excellent	Good	Fair/Poor
2023 Primary	69	29	2
2023 General	74	25	1
2024 Primary	85	14	1
2024 General	86	13	1
2025 Primary	84	15	1
2025 General	86	13	1

ELECTION OFFICERS



Election
Review:
2025
General

Training Overview

- First election for new trainer Dan Garrigan
- Leadership training had the highest scores we have ever achieved
 - 77% Excellent, 21% Good, 2% Fair/Poor
- Election Officer training was rated well, but needs some improvement

ELECTION OFFICERS



**Election
Review:
2025
General**

Election Officer Training Scores

- First election for new trainer Dan Garrigan
- Leadership training had the highest scores we have ever achieved
 - 77% Excellent, 21% Good, 2% Fair/Poor
- Officer training needs some improvement, but on the right track (99% excellent/good)

ELECTION OFFICERS



Election
Review:
2025
General

All Officer Training

Officer Training	Excellent	Good	Fair/Poor
2023 Primary	40	51	9
2023 General	47	46	7
2024 Primary	58	39	3
2024 General	63	31	6
2025 Primary	69	27	4
2025 General	64	35	1

PROVISIONAL BALLOTS



**Election
Review:
2025
General**

Provisional Ballots

2,196 Accepted

230 Rejected

89.5% Acceptance Rate



PROVISIONAL BALLOTS



**Election
Review:
2025
General**

Rejected Ballots

Reason for Rejection	#
Wrong Voting Location/Precinct	114
Missing Provisional Form Information	72
Pollbook Indicated Voter Already Voted	14
Other Jurisdiction	10
Wrong Provisional Form (Side of Envelope)	7
Other	13
TOTAL	230

PROVISIONAL BALLOTS



Election
Review:
2025
General

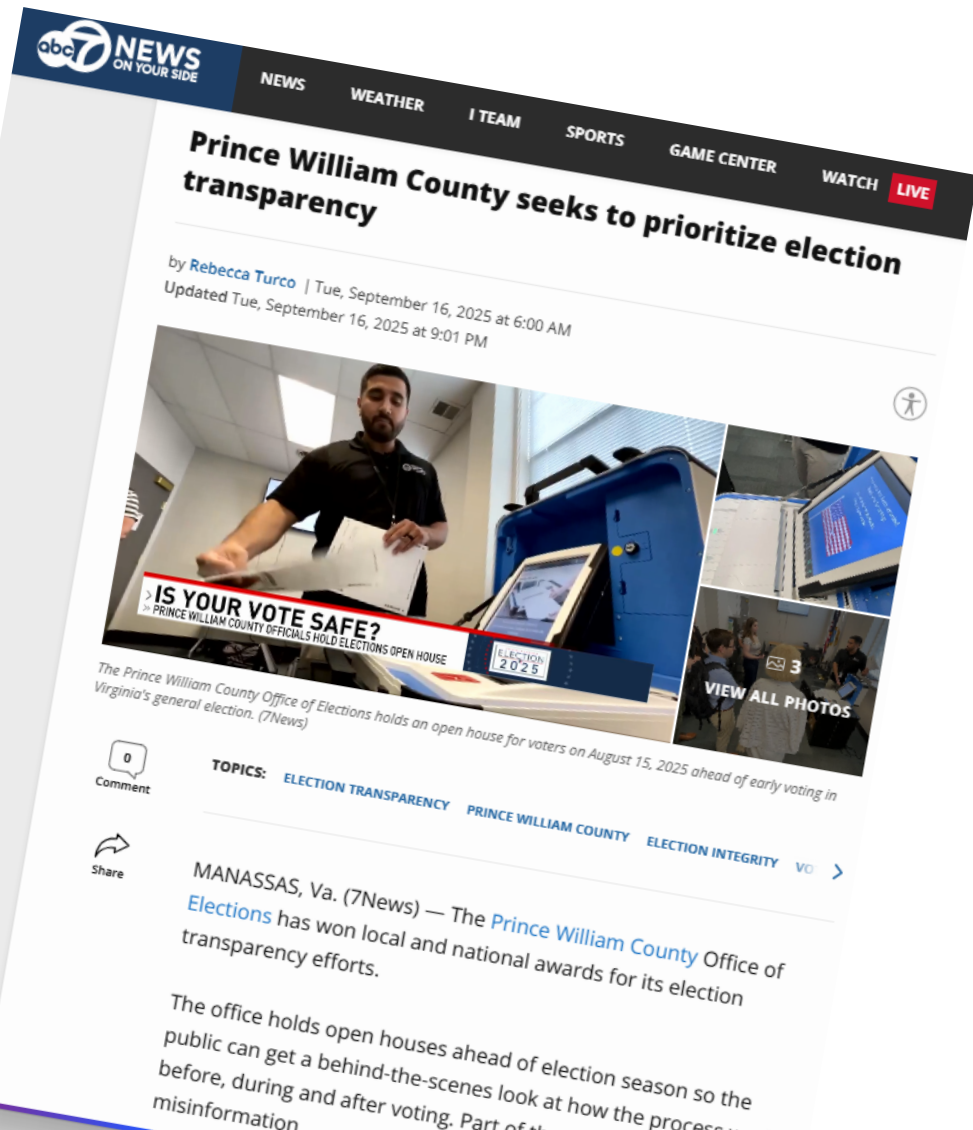
Potential Improvements

- Training changes
- Positional responsibility – Assistant Chief
- Voter quality control processes
- Exploring digital process with validation testing to prevent missing and wrong information
- Voter acknowledgement of wrong precinct on form
- Accounting for correct ballot type

COMMUNICATIONS

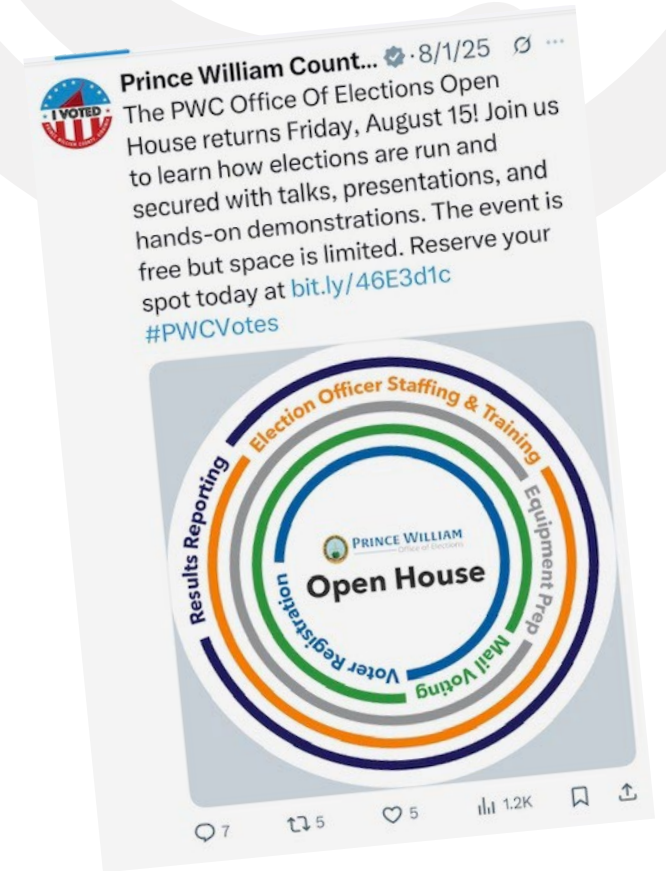


Election
Review:
2025
General



Open House

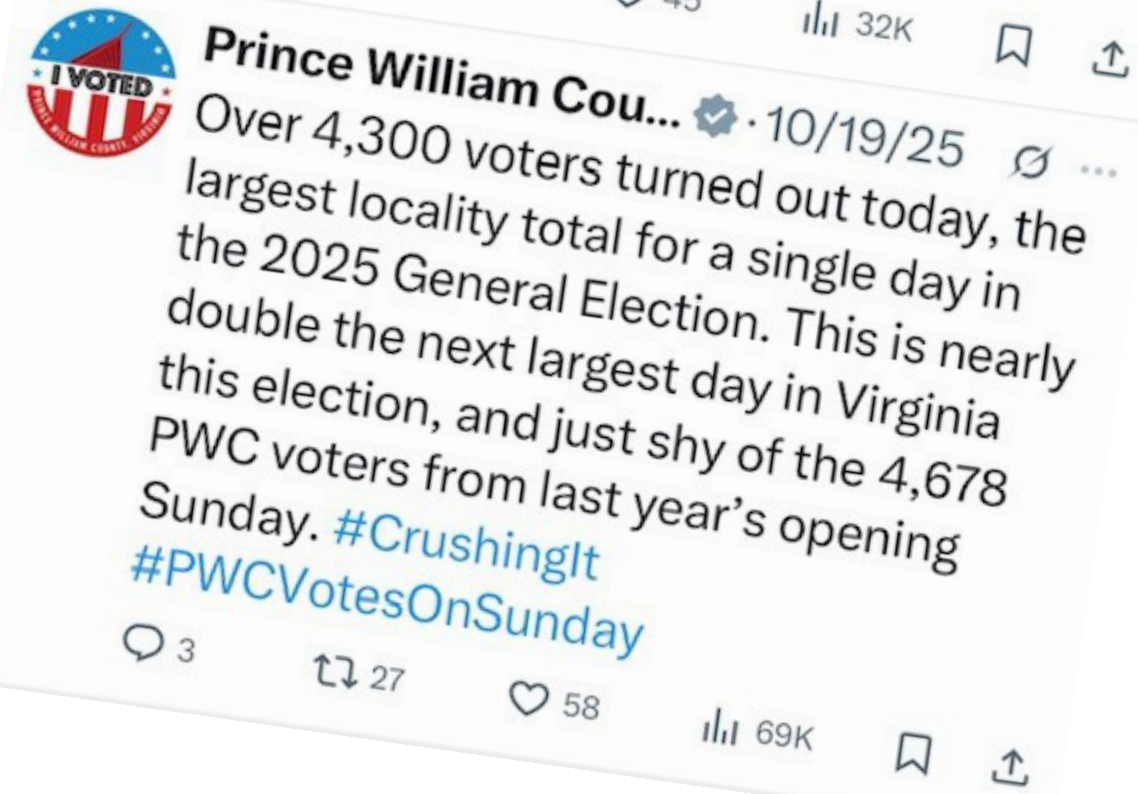
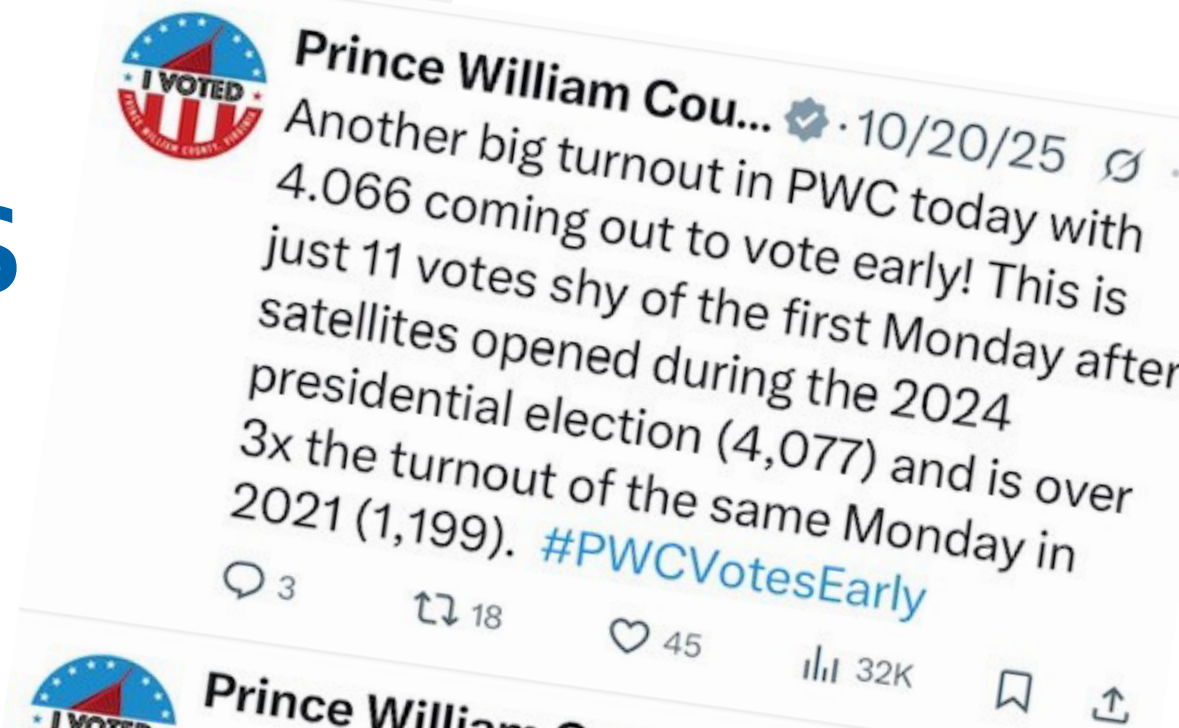
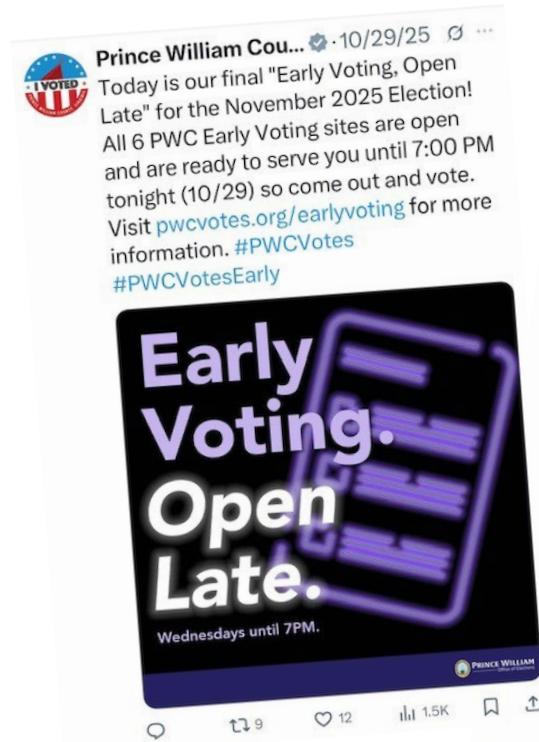
Hosted in August to allow state/county leaders and the public to understand the voting process before the election



COMMUNICATIONS

Effective Social Media Use

Significant
Impressions,
more than
larger counties
or ELECT



COMMUNICATIONS



Election
Review:
2025
General

Voter Guide

- Informs PWC voters
- Visually oriented and easy to use
- Reduces call volume

Vote Early *Votacion Anticipada*

Dates & Times | Fechas y Horas

Weekdays	8:30 am – 4:30 pm
Wednesdays	8:30 am – 7:00 pm
Sun. Oct 19	11:00 am – 5:00 pm
Sat. Oct 25 & Nov 1	8:30 am – 5:00 pm

Locations | Ubicaciones

- Office of Elections, 9250 Lee Ave, Manassas
- Brentsville Courthouse, 12229 Bristow Rd, Brentsville
- DMV Woodbridge, 2731 Caton Hill Rd, Woodbridge
- Dumfries Community Center, 17757 Main St, Dumfries
- A.J. Ferlazzo Building, 15941 Donald Curtis Dr, Woodbridge
- Haymarket Gainesville Library, 14870 Lightner Rd, Haymarket

Calendar

● **MAIN OFFICE ONLY**
Opens Friday, Sept 19
Oficina Central Solamente
Abre Viernes, Sept 19

● **ALL LOCATIONS**
Open Sunday, Oct 19
Todas las Ubicaciones
Abre Domingo, Oct 19

Vote by Mail *Votar por Correo*


Request a Ballot by **October 24 at 5:00 pm**
Request online at pwcvotes.org/votbymail

Vote On Election Day *Votar El Dia de Elecciones*

November 4, 2025
6:00 am – 7:00 pm
Find your assigned polling place at
pwcvotes.org/electionday

PRINCE WILLIAM
Office of Elections

PWC SPACE STUDY: *FUTURE OFFICE OF ELECTIONS*





STUDY ASSESSMENT

“OFFICE OF ELECTIONS *This space is significantly undersized for its current needs, and relies on reserving space in adjacent buildings to meet demand. In its Lee Ave location, storage areas, office space, meeting rooms, training rooms, and public spaces are undersized. The office is utilized for early voting and does not have proper queuing or ballot storage spaces. The department also has a warehouse in Woodbridge that is also significantly undersized. Public viewing is a vital legal requirement for this department, and its current space makes meeting these requirements difficult...*



STUDY ASSESSMENT

*...Maintaining adequate security is a major issue for both locations. The separation of administrative and warehouse spaces **creates major inefficiencies** for staff as the locations are approximately 15 miles apart, and staff may need to travel between locations multiple times per day. **Parking for both staff and the public is a major issue** for the Lee Ave location. This department needs stay separated from any PWC departments with elected officials.*

**Source: PRINCE WILLIAM COUNTY COUNTYWIDE SPACE STUDY,
Master Plan Report, December 9, 2025, Dewberry Architects Inc.**




STUDY PLAN

Move Elections to Expanded DSB (behind McCoart)

	Current	Future*
Office Space	5,156	5,531
Warehouse	13,282	27,802

**Plans for future staff/equipment growth*

2026-2027 SCHOOL CALENDAR





'26-'27 School Calendar

Potential Conflict of Dates


- 2027 Primary: June 15, 2027
- Last Day of School: June 17, 2027

Planned Action: *Communicate this potential issue to the Superintendent and School Board*

NEW BUSINESS



FY27 BUDGET





RECOMENDATION

Budget Revision

- Keep needed operational increase and outreach requests for FY27
- Shift pollbook purchase to FY28 due to a number of recent developments and timeline changes



RECOMENDATION

Changes

- Good pollbook performance in November
- Difficulty of simultaneous implementations
 - Delays in state equipment certification
 - Potential for shifting 2026 election dates
- PWC Budget cap of initiatives by agency

PUBLIC COMMENTS 3-MINUTE TIME LIMIT



CLOSED SESSION

Reason

Virginia State Code Section 2.2-3711-A7

Consultation and briefings related to actual or probable litigation

ADJOURNMENT

